



SREE VIDYADHI RAJA NSS COLLEGE, VAZHOOR

(Affiliated to Mahatma Gandhi University. Accredited by NAAC with B Grade)

FEEDBACK REPORTS

Analytical Report on Parents' Feedback

Analytical Report on Alumni's Feedback

Analytical Report on Employers' Feedback

Analytical Report on Students' Feedback

Analytical Report on Teachers' Feedback

Academic Year 2021-2022



(Office) : 0481 2950252
(Principal) : 0481 2950082



www.svrnsscollege.com
info@svrnsscollege.com



Theerthapadapuram,
Vazhoor, Kottayam, Kerala,
India. PIN 686505

Analytical Report on Parents' Feedback

Parents have delivered the future of their children into the institute's hand, for that reason, they play a very central role in the development and enhancement of the quality of this learning experience. Parent's feedback allows the organization to evaluate its service providing and thus furnish in delivering excellent service towards the scholars. Statistical report based on parent's feedback concerning to various standards has been discussed below.

I. CURRICULUM DESIGN & DEVELOPMENT

Program design refers to the ways in which we plug out the curriculum components. Curriculum designs attempts to address curriculum components. The present enquiry attempts to investigate the outfit of curriculum design and development based on the listed criteria.

From the review results represented in the table below, it is obvious that sixty-six per cent, (out of 200 respondents) showed their high satisfaction level regarding the relevance of their wards programme, however four per cent among the total respondents marked their opinion as excellent. Queries based on wards satisfaction based on syllabus prove to be really nice for sixty-eight per cent (136 respondents).

Reponses based on opinion on the semester system also proves excellent for two per cent among parents and 130 of them opined their high satisfaction; however, thirteen per cent of them only showed their approval level as averagely satisfied. Considering the rating regarding internal evaluation of their ward proves to be highly satisfied for seventy-four per cent of respondents, whereas two per cent sensed to be outstanding.

Table: 1
Curriculum Design & Development

<i>SI.No.</i>	<i>Criteria</i>	<i>Excellent</i>	<i>Very Good</i>	<i>Good</i>	<i>Satisfactory</i>	<i>Poor</i>
1	<i>Relevance of your wards programme</i>	4	66	19	11	0
2	<i>Wards satisfaction on syllabus</i>	2	66	19	13	0
3	<i>Opinion on the semester system</i>	2	65	20	13	0
4	<i>Rating regarding the internal evaluation of your ward</i>	2	74	19	5	0

**All figures are in percentage.*

From the evaluation made it is undoubted that, all the more parents are highly satisfied with regards to the curriculum design and development.

Below indicated pictorial representation supports the justifications,

Figure: 1.1

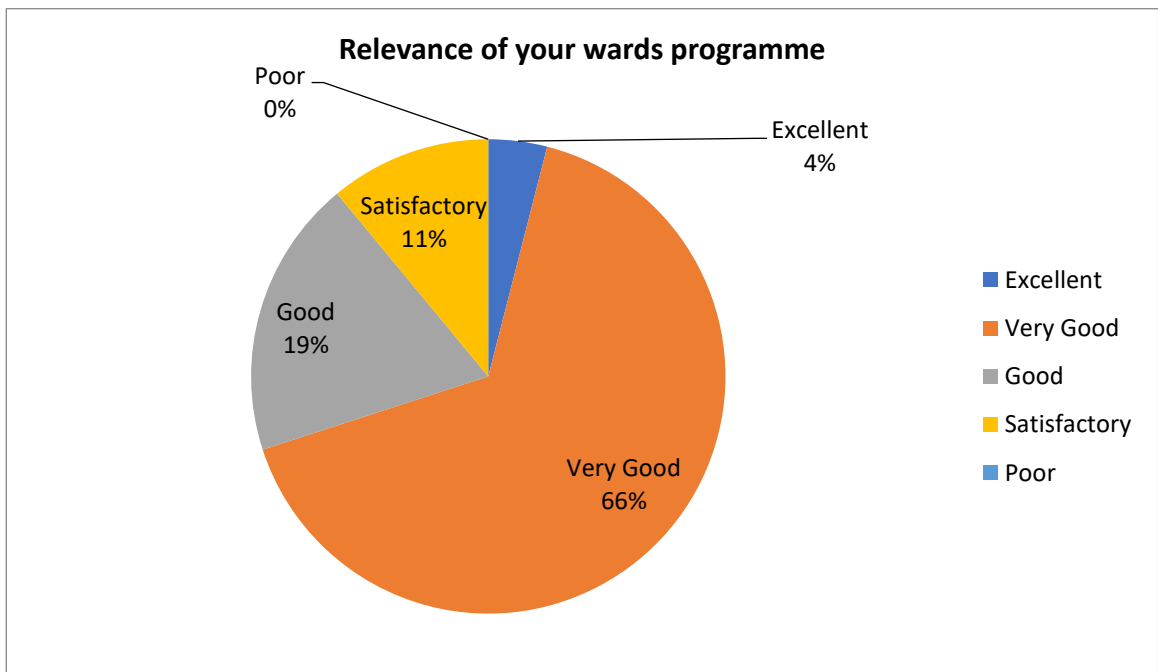


Figure: 1.2

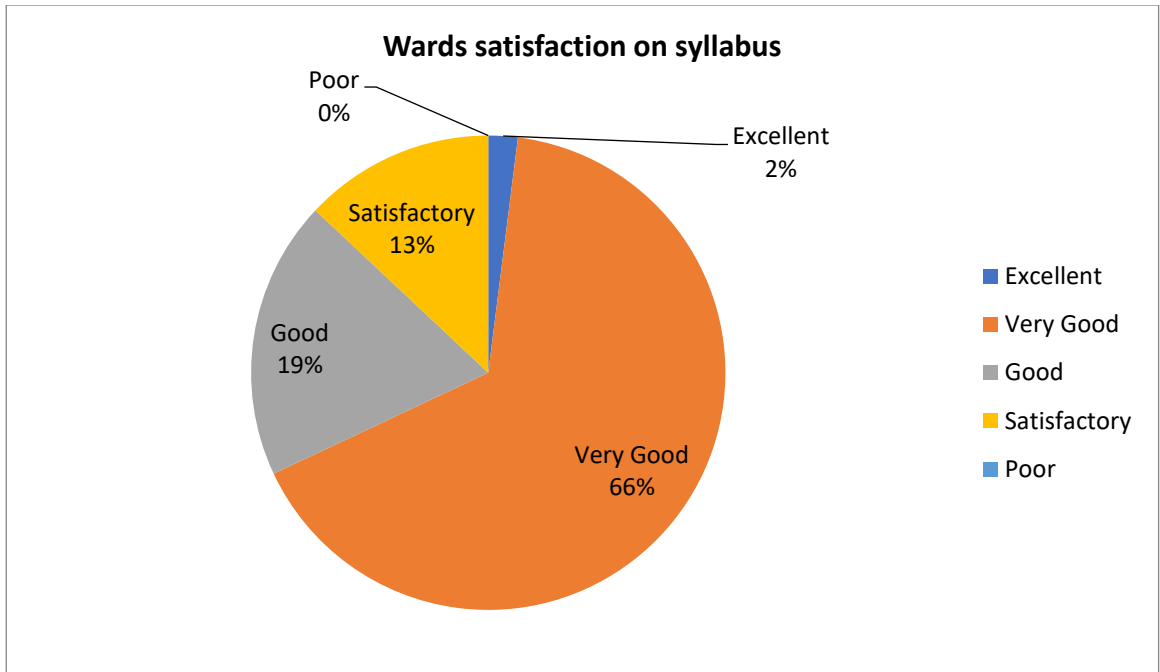


Figure: 1.3

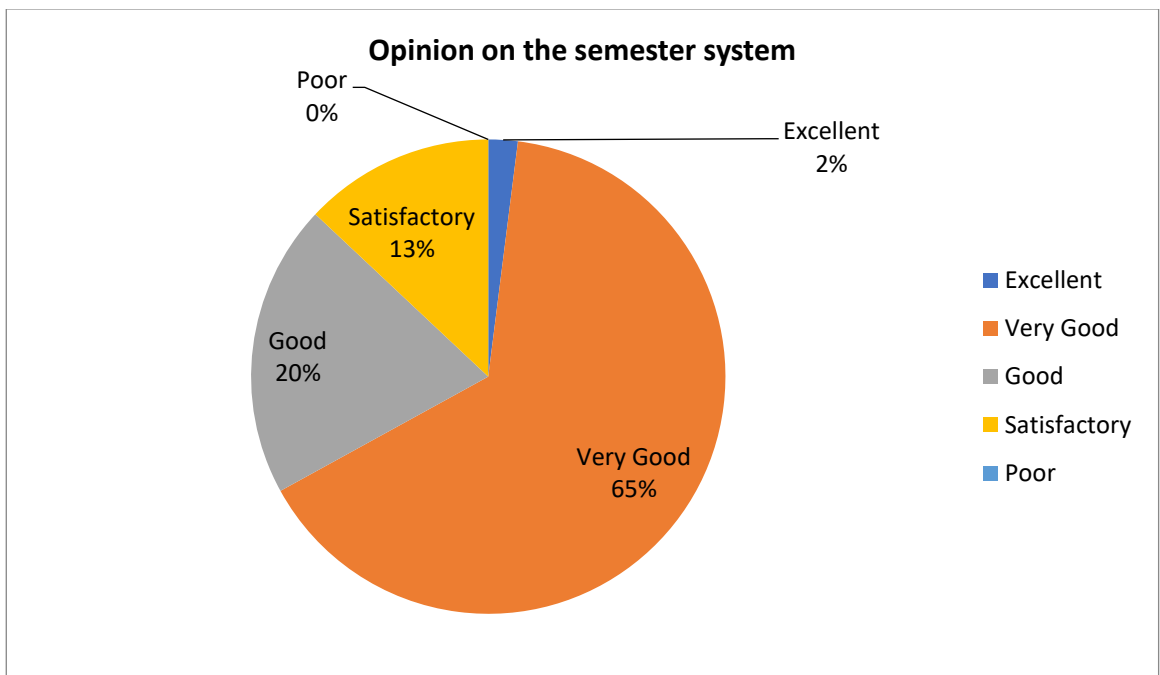
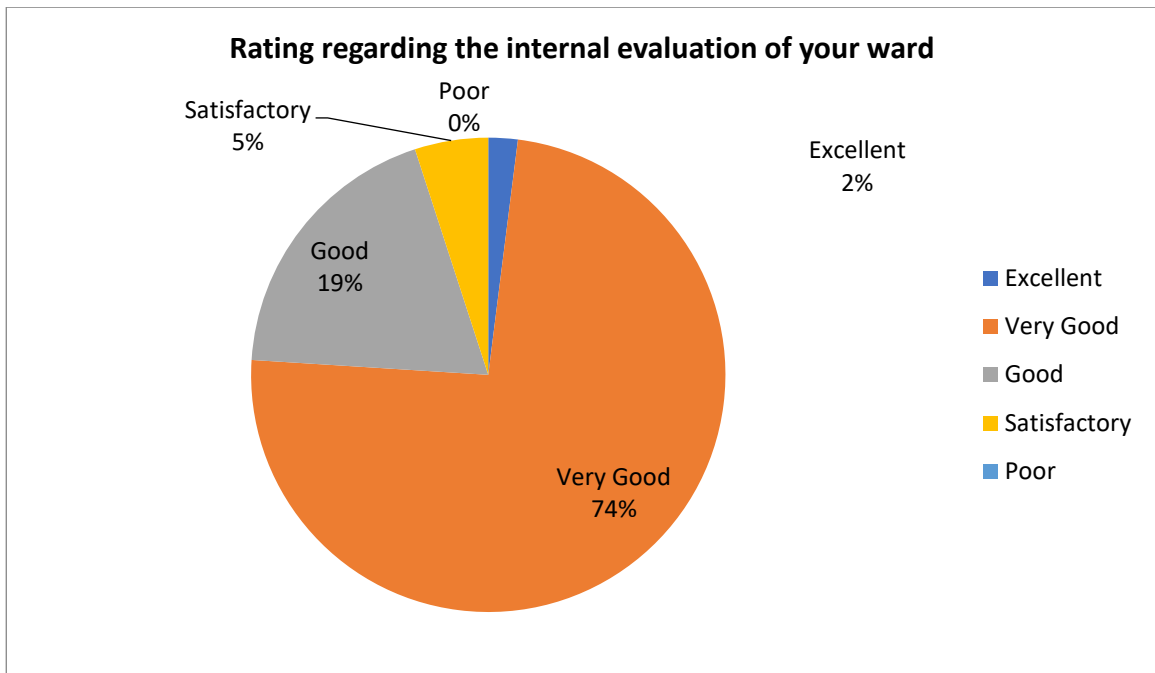


Figure: 1.4



II. GENERAL ASPECTS

Criteria based on general aspects includes, discipline within, teacher-student relationship, level of individual attention given to students, approach of administrative staff, transparency in governance, wards exposure to adequate learning resources, wards overall performance, effectiveness of Parent Teachers Association & Parent Teacher Student get-togethers. Survey based on the above mentioned norms had been conducted and recounted here with,

Majority of the parents (90 per cent of respondents) showed their high satisfaction regards to general discipline maintained in the college. Ninety-six per cent among the total respondents opined their very high gratification concerning teacher-student relationship. Inquiries based on level of individual attention given to students also prove to have their satisfaction at the highest level (views of 96 per cent respondents). Ninety one per cent, among the total respondents of 200 also claimed their views based on the approach of administrative staff, found very noble.

The majority (88 per cent) opined that they are highly satisfied with the transparency in governance of the college. For the turn relating to wards exposure to adequate learning resources, the majority responds that, they are highly satisfied (84per cent). Based on wards overall performance, most of the parents expressed their great satisfaction level, but meagre per cent (4 per cent) are of the assessment that they are only moderately satisfied. Rating of PTA & PTS also proves to be high satisfactory for the majority (89 per cent), however three per cent remarked it as ascetically acceptable.

Table 2
General Aspects

SI.No.	Criteria	Excellent	Very Good	Good	Satisfactory	Poor
1	General Discipline of the College	6	84	10	0	0
2	Teacher –Student Relationship	14	82	4	0	0
3	Level of individual attention given to students	8	88	4	0	0
4	Approach of the administrative staff	10	81	9	0	0
5	Transparency of governance	8	80	12	0	0
6	Your wards exposure to adequate learning resources	1	83	12	4	0
7	Your wards overall performance	2	80	14	4	0
8	Rate PTA & PTS effectiveness	3	86	8	3	0

**All figures are in percentage.*

Above mentioned fact-finding analysis deals with the impression of parents based on the general aspects, from the survey it is now clear that, most of the parents are highly satisfied with the general aspects, however certain improvements needed to be made in the areas of exposure to learning resources, wards overall performance & involvements of PTA & PTS.

The chart mentioned below gives the clarified picture,

Figure 2.1

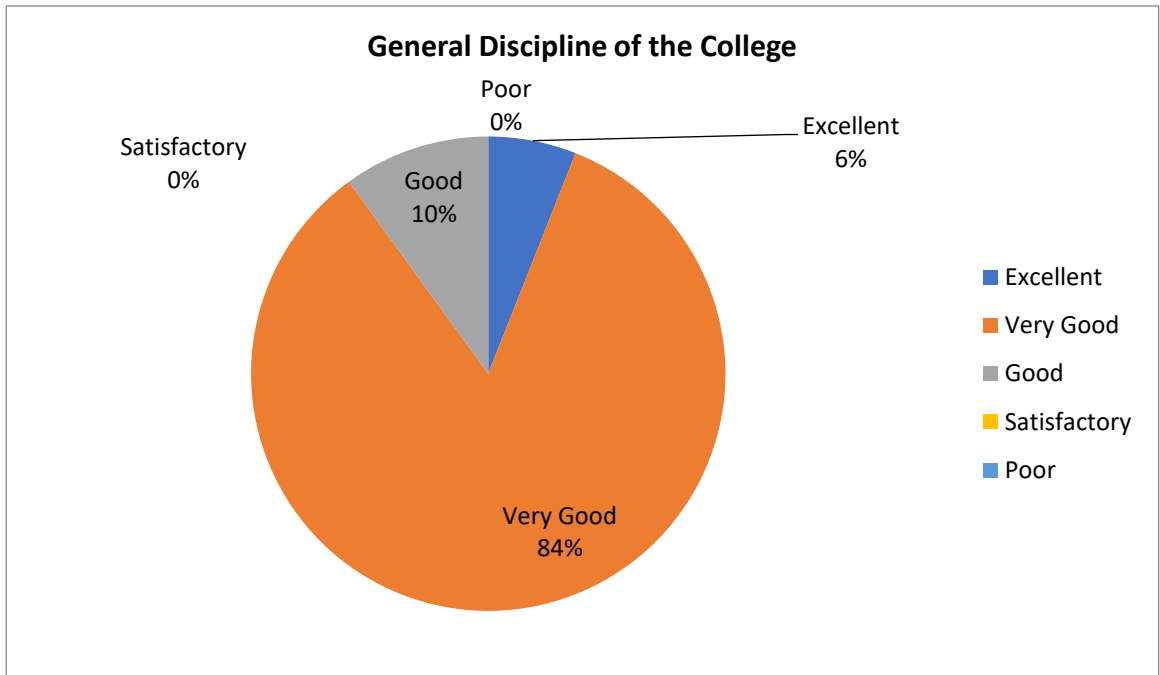


Figure 2.2

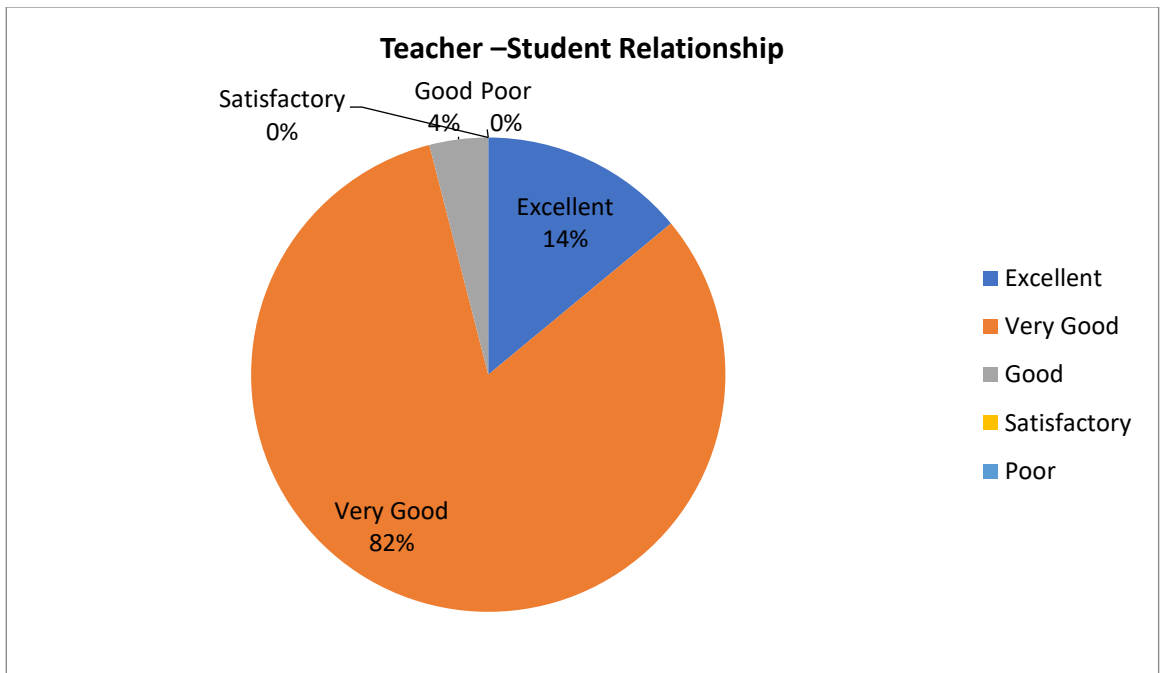


Figure 2.3

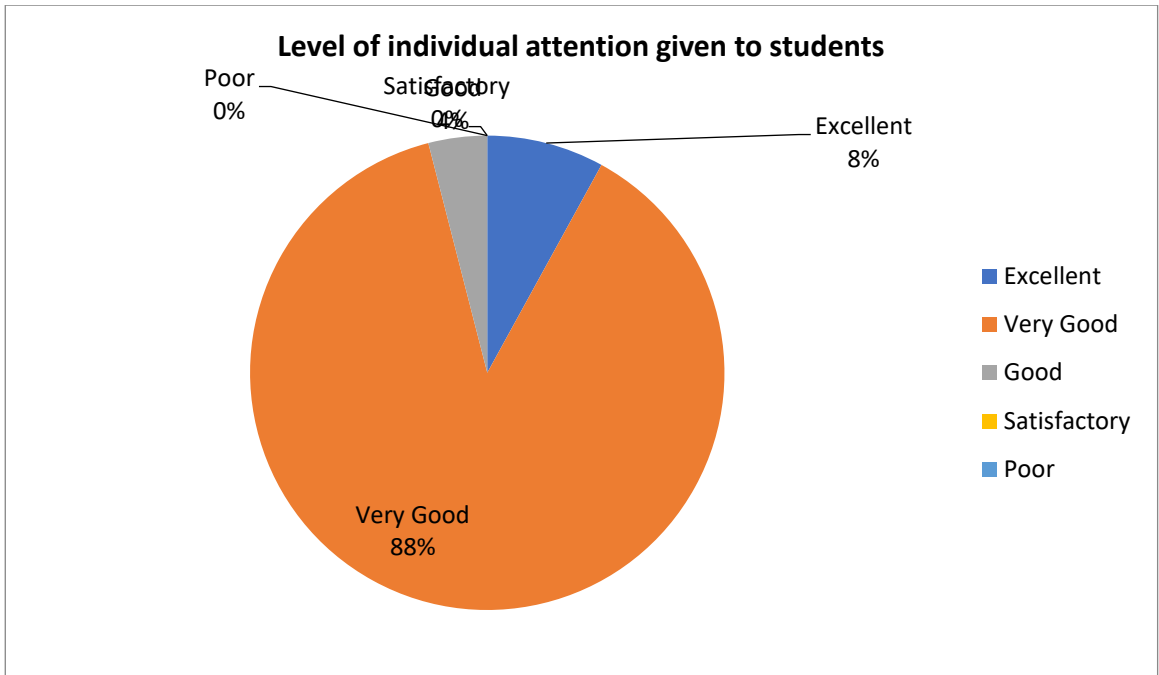


Figure 2.4

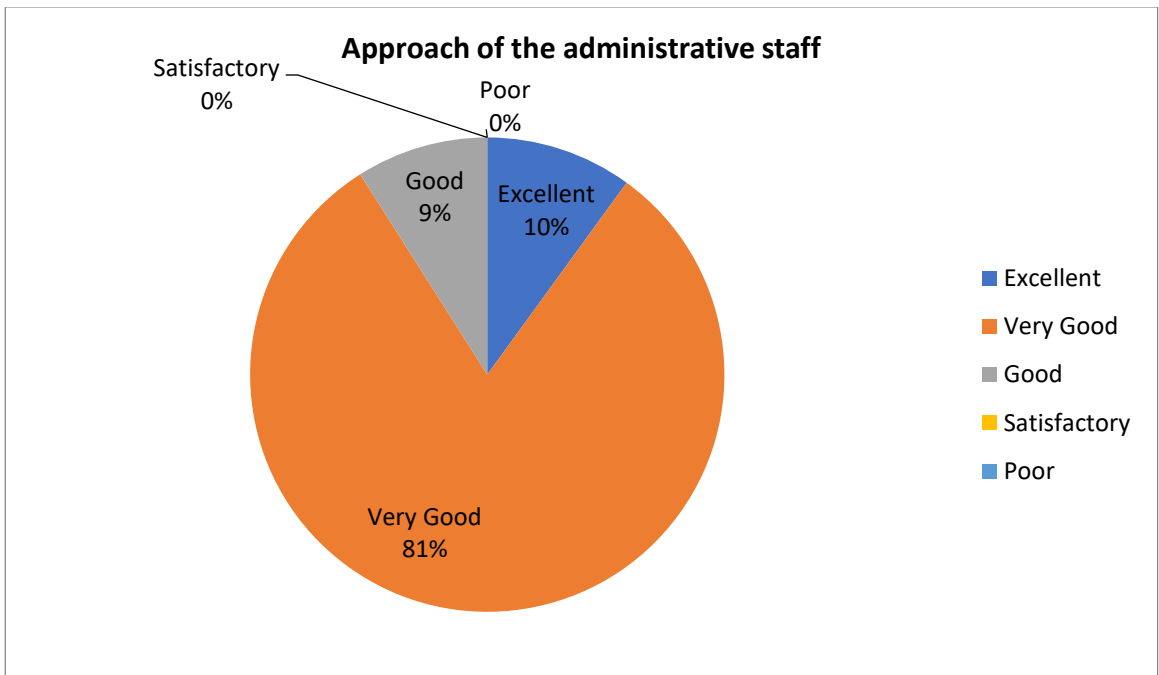


Figure 2.5

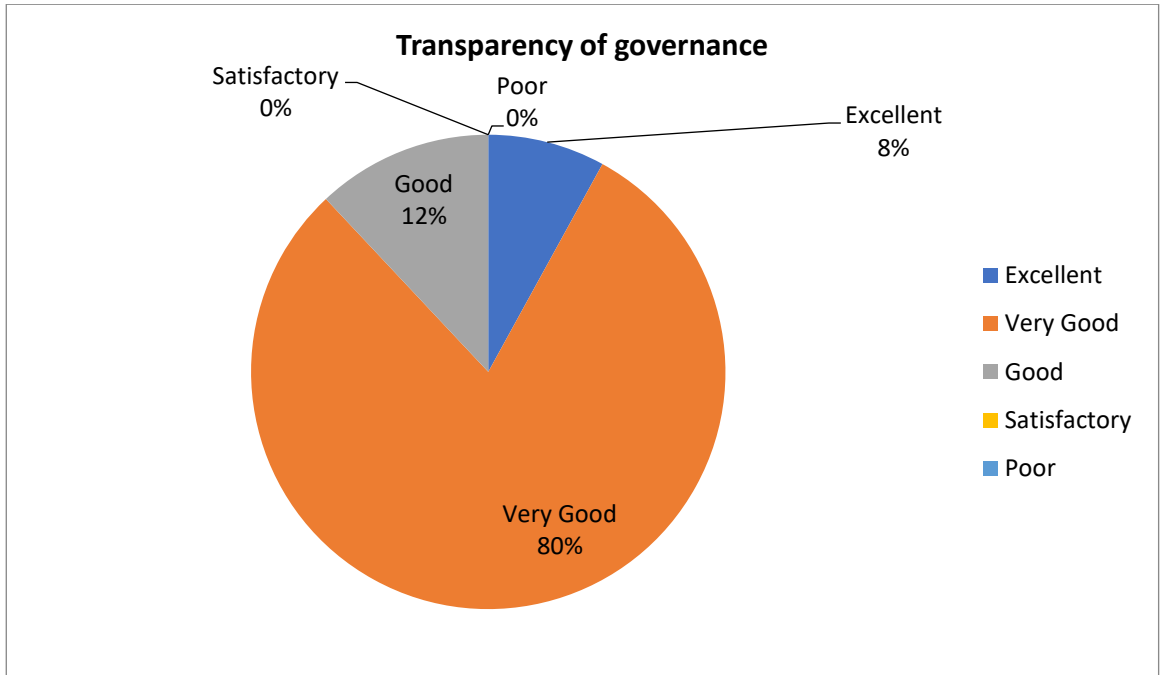


Figure 2.6

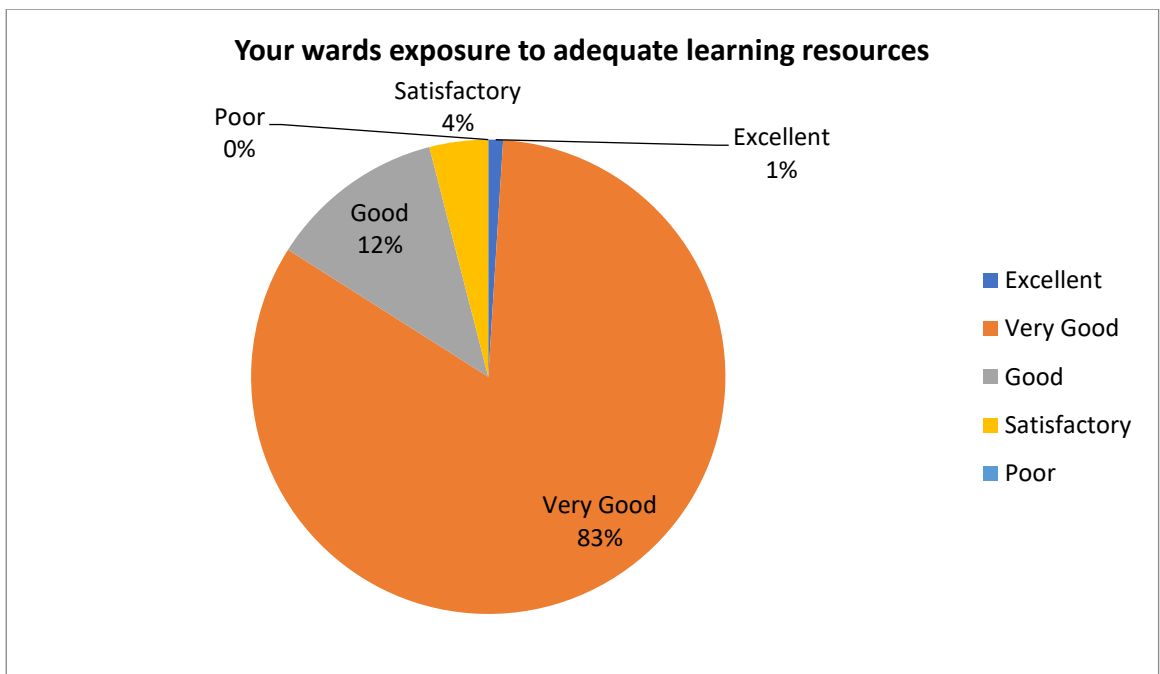


Figure 2.7

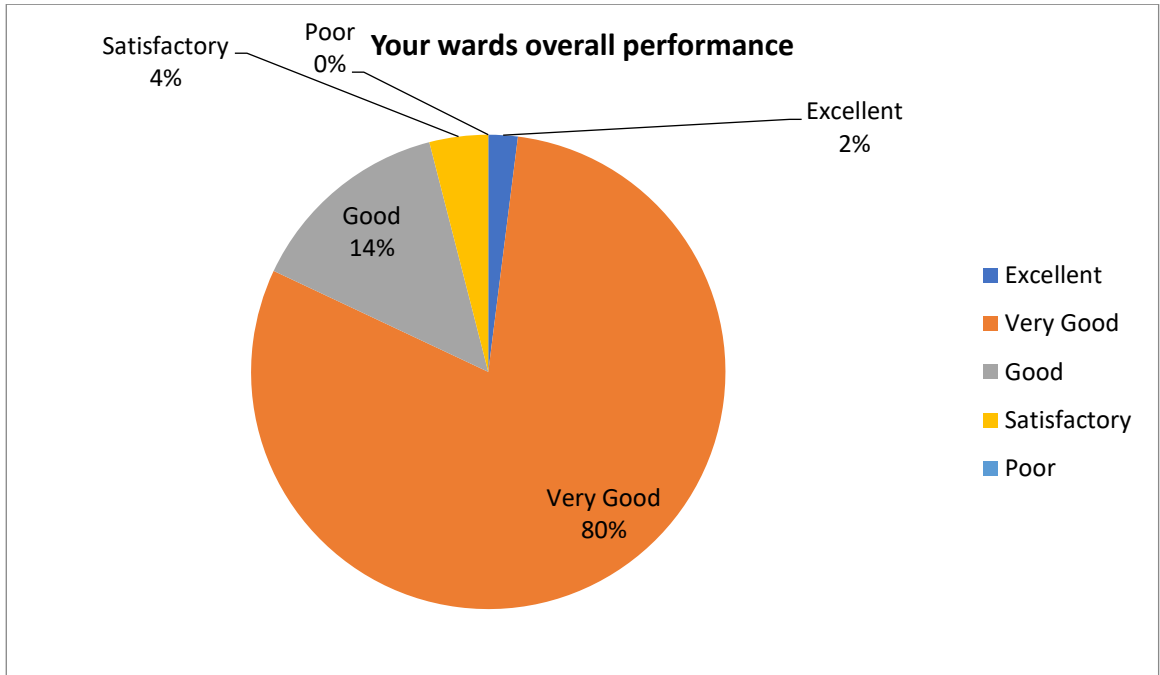
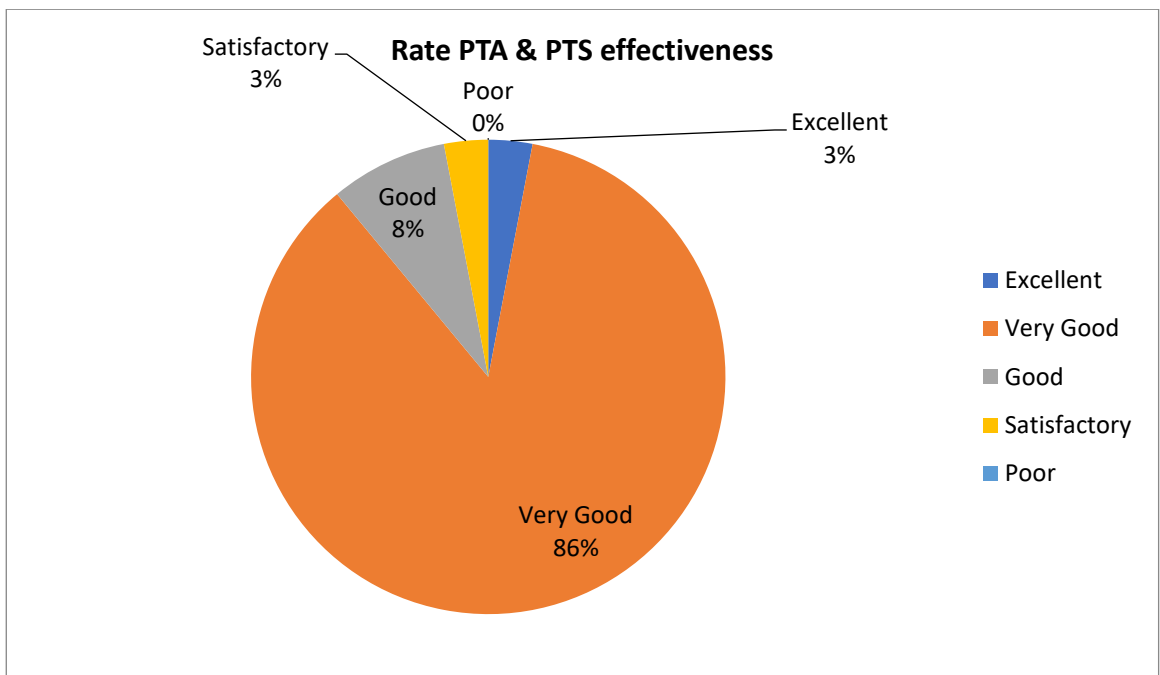


Figure 2.8



CONCLUSION

It is to comprehend that, generally parents are of highly satisfied with the criteria's mentioned above, based on global aspects. Institution can exert some more efforts to strengthen the areas of student's exposure to learning resources and to improve their overall performance. PTA & PTS can be held in appropriate recesses.

Analytical Report on Alumni's Feedback

The Institution considers its alumni as a cherished source of information. Alumni feedback offers important viewpoints for assessing academic programs and student services. The feedback occupies a protruding position in the strategic progression policies. Statistical report based on alumni feedback regarding numerous standards has been discussed below.

I. GENERAL ASPECTS

Aimed at the assessment, queries based on criteria such as, relevance of syllabus that contributed for their overall development, views on the initiatives put forward by the institution to improve their calibre, infrastructure facility within, library and internet facility, faculty profile and all the more the rapport maintained with them by the institution was also asked.

Based on the clarifications received from the alumni it has been reported that, eighty-two per cent of respondents (164 respondents out of the total, 200) opined that they are highly satisfied with the relevance of syllabus that leads to their overall development. Considering the academics initiatives, taken by the institution to improve the calibre of students proves to be very good for eighty per cent of respondents, whereas four percent feels to be fabulous. Towards the introduction of grading system, the majority ninety-six per cent opined a very high-level satisfaction.

Questionings respect to level of infrastructure proves to have high satisfactory for seventy-four per cent of respondents (148 people), at the same time, ten per cent is having their reservations. Survey based on library and internet facility proves to be very nice for sixty per cent of defendants, whereas twelve per cent shows their hesitations. Eighty-five per cent (170 alumni's)

opined that, they are highly satisfied with the transparency in admission procedure, while five per cent marked its as exceptional.

Faculty profile in the college felt to be very much appreciative for the majority of respondents (89 per cent), but when the query of institutions adherence to the suggestions of alumni are asked, only less than the half (forty-four per cent) responded as they are highly satisfied, whereas twenty percent expressed their doubts.

Only forty per cent expressed their views as they are highly satisfied with the institution's rapport with them, while twenty-two per cent had their own uncertainties. Queries relating to role of alumni in the overall development of the college proves to be highly satisfied, only for thirty per cent of respondents, while twenty-three per cent remarked they are only moderately satisfied and twelve per cent opined their experience as deprived.

Table: 1
General Aspects

SI.No.	Criteria	Excellent	Very Good	Good	Satisfactory	Poor
1	Relevance of syllabus on your overall development	4	78	18	0	0
2	Academics initiatives taken by the institution to improve the calibre of the students	4	80	16	0	0
3	Rate your satisfaction towards introduction of grading system	8	88	4	0	0
4	Level of infrastructure facility in the college	0	74	16	7	3
5	Library and internet facility in the college	0	60	28	8	4
6	Transparency in the admission procedure	5	85	10	0	0
7	Faculty profile of the college	5	84	11	0	0
8	Whether the institution adhered to the suggestions put forward by the alumni	3	41	36	10	10
9	The institutions rapport with alumni	3	37	38	10	12
10	Role of alumni in the overall development of the college	2	28	35	23	12

*All figures are in percentage.

Below showed graphic representation supports the justifications,

Figure: 1.1

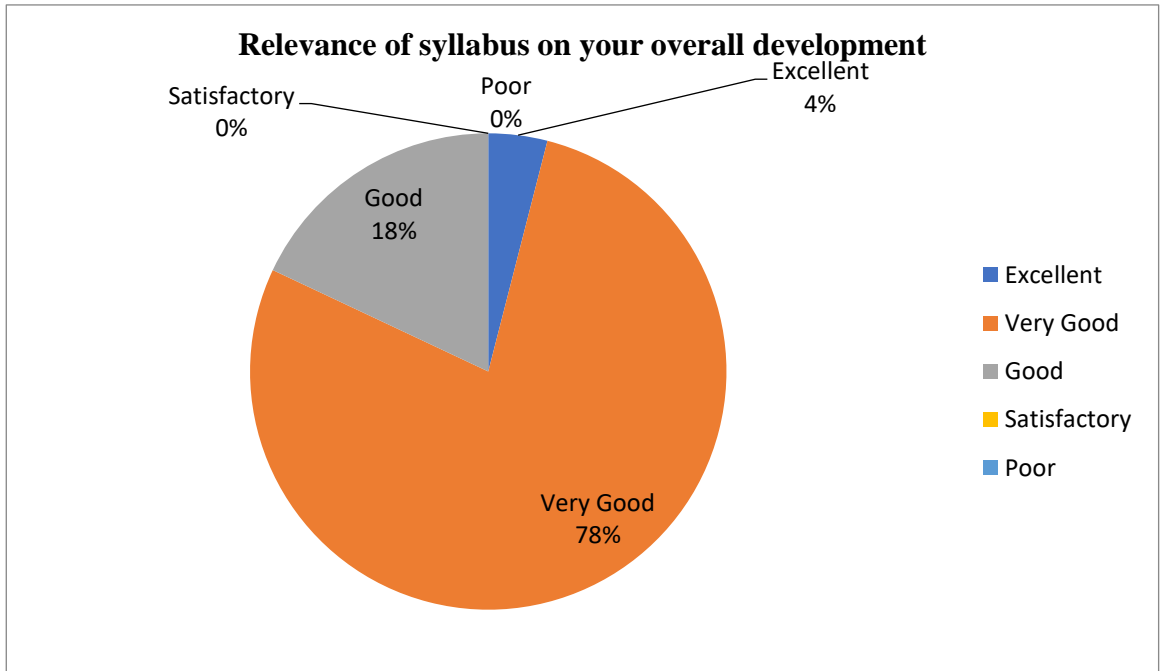


Figure: 1.2

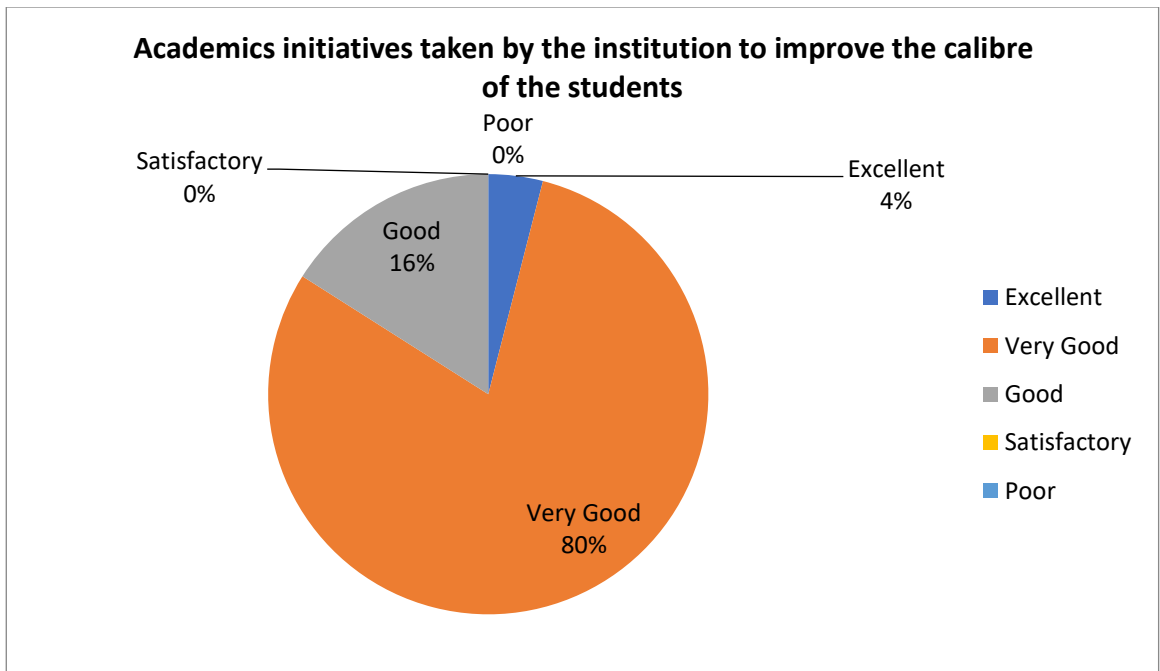


Figure: 1.3

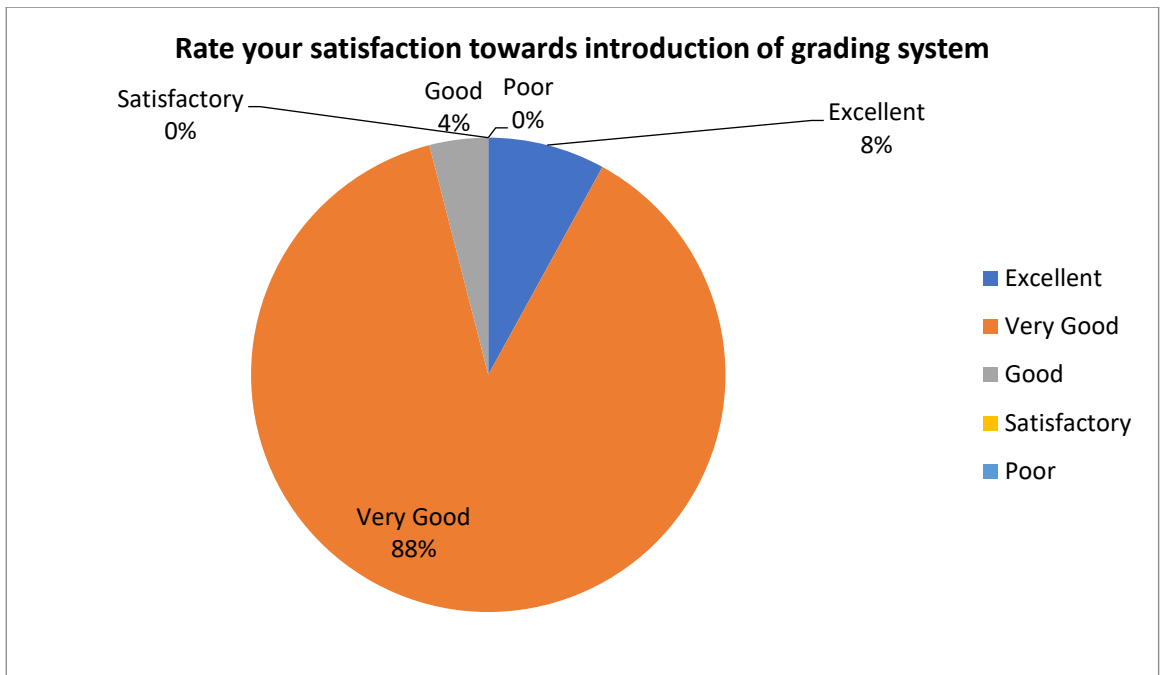


Figure: 1.4

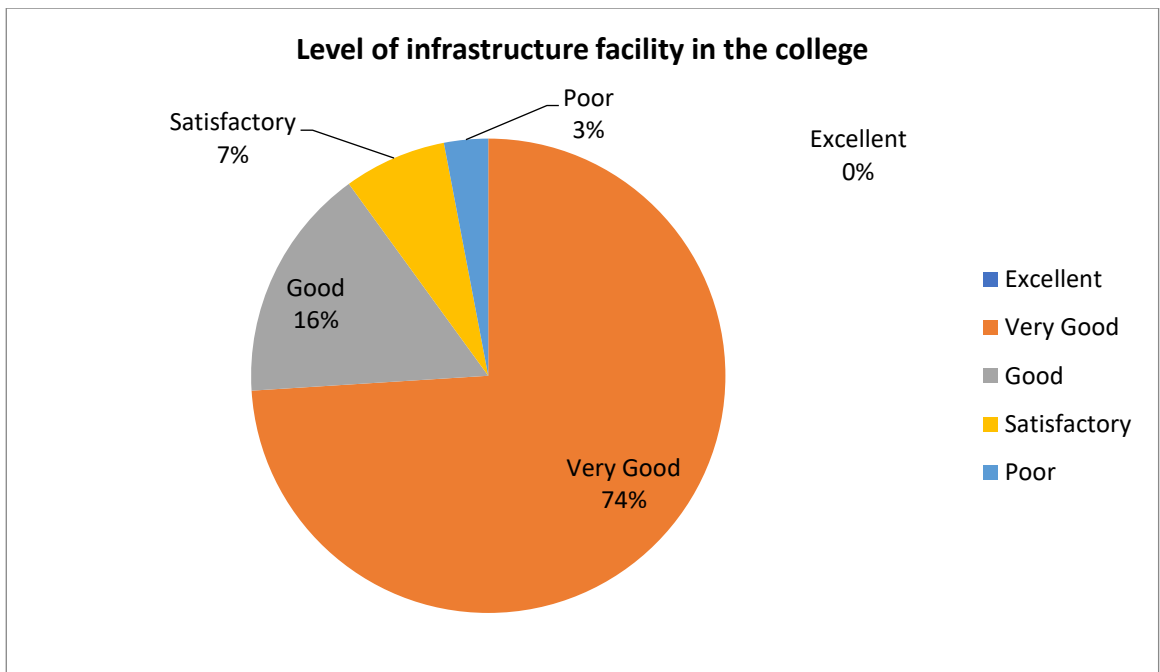


Figure: 1.5

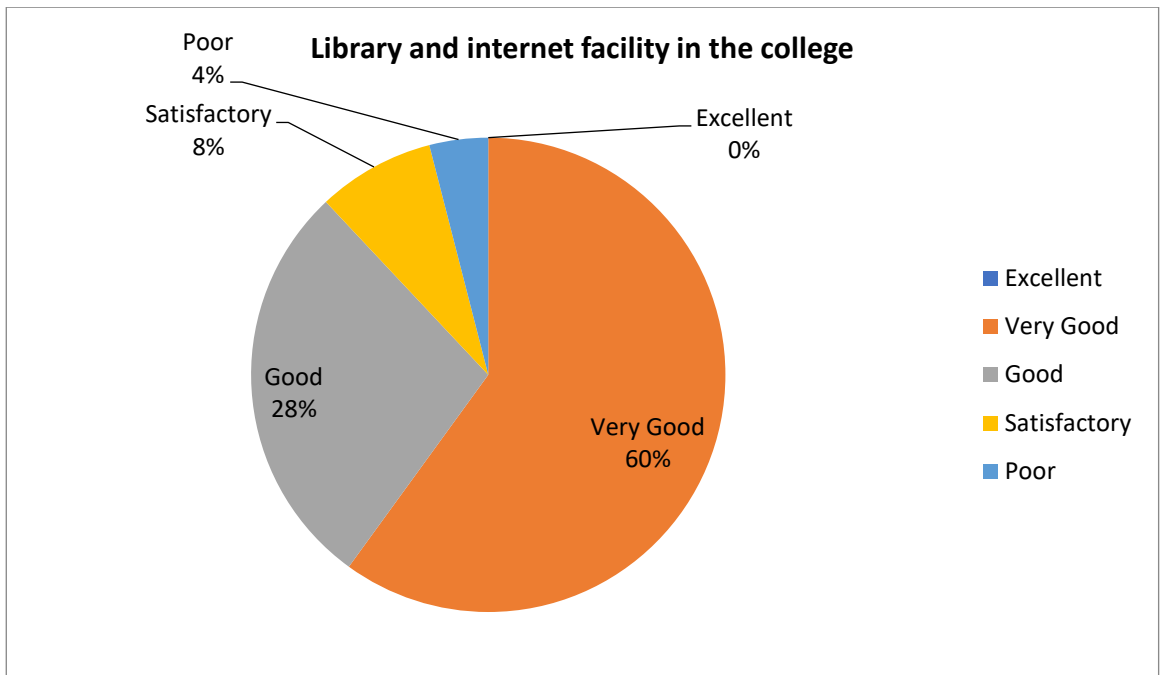


Figure: 1.6

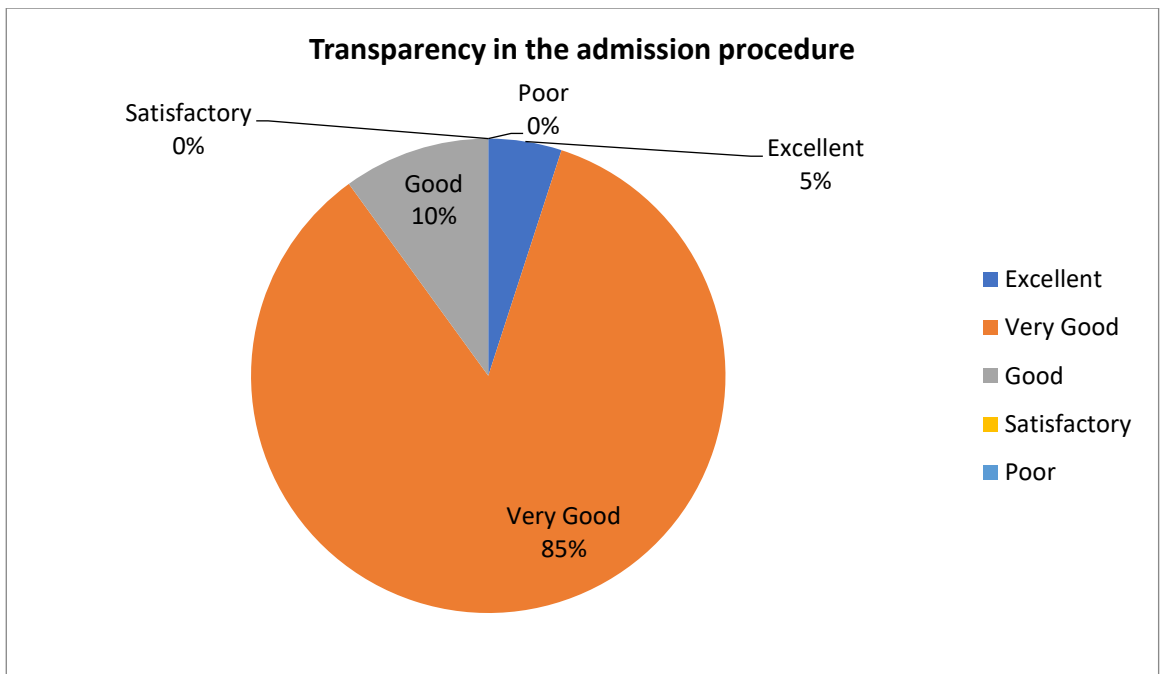


Figure: 1.7

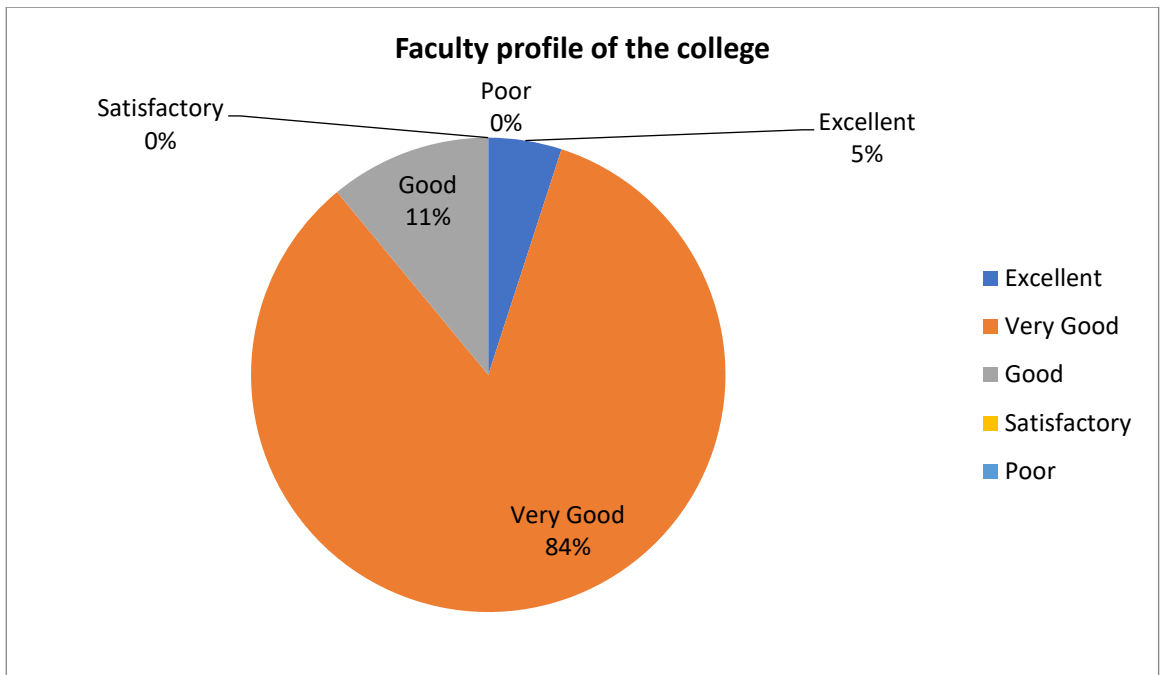


Figure: 1.8

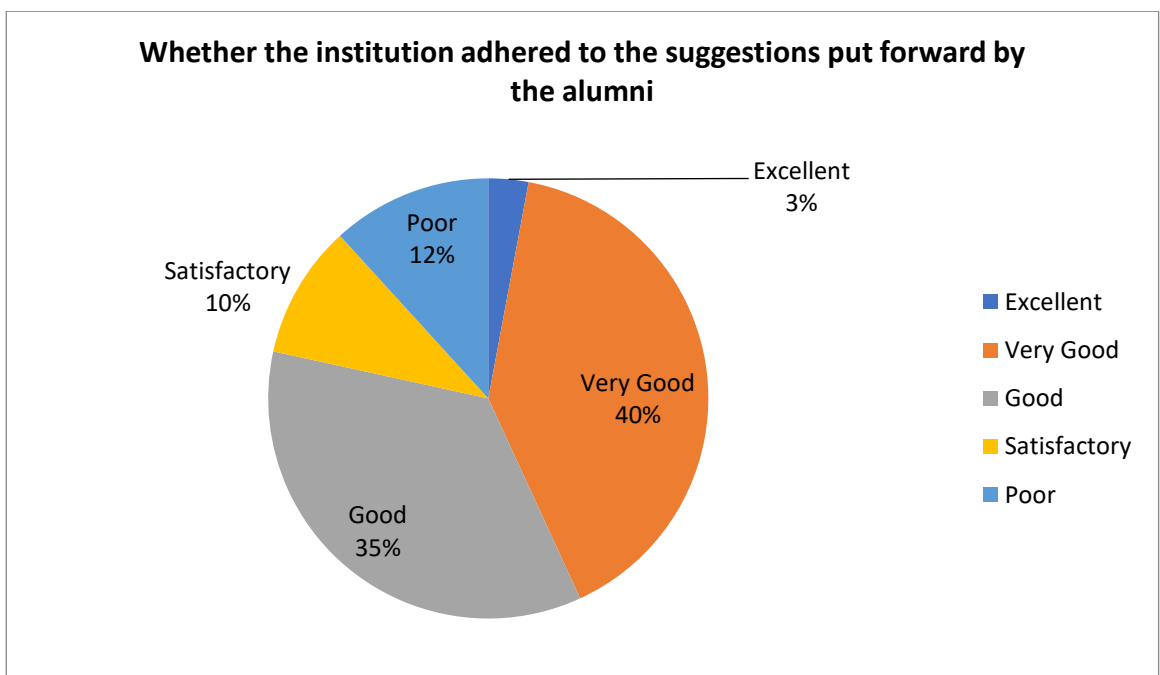


Figure: 1.9

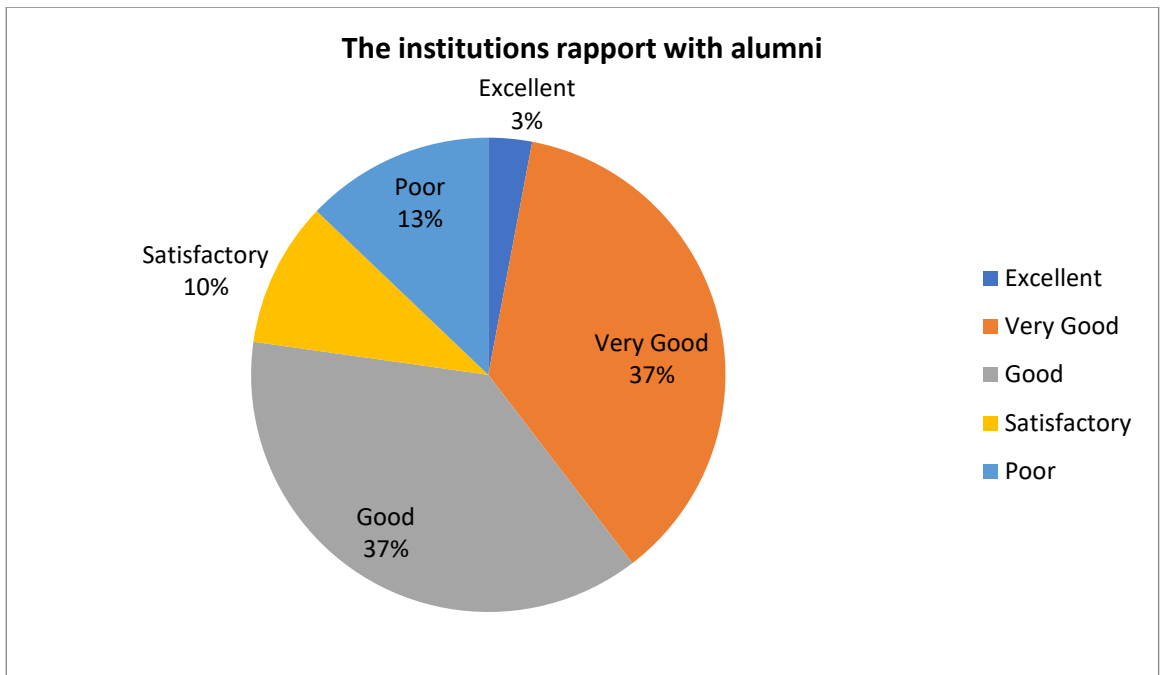
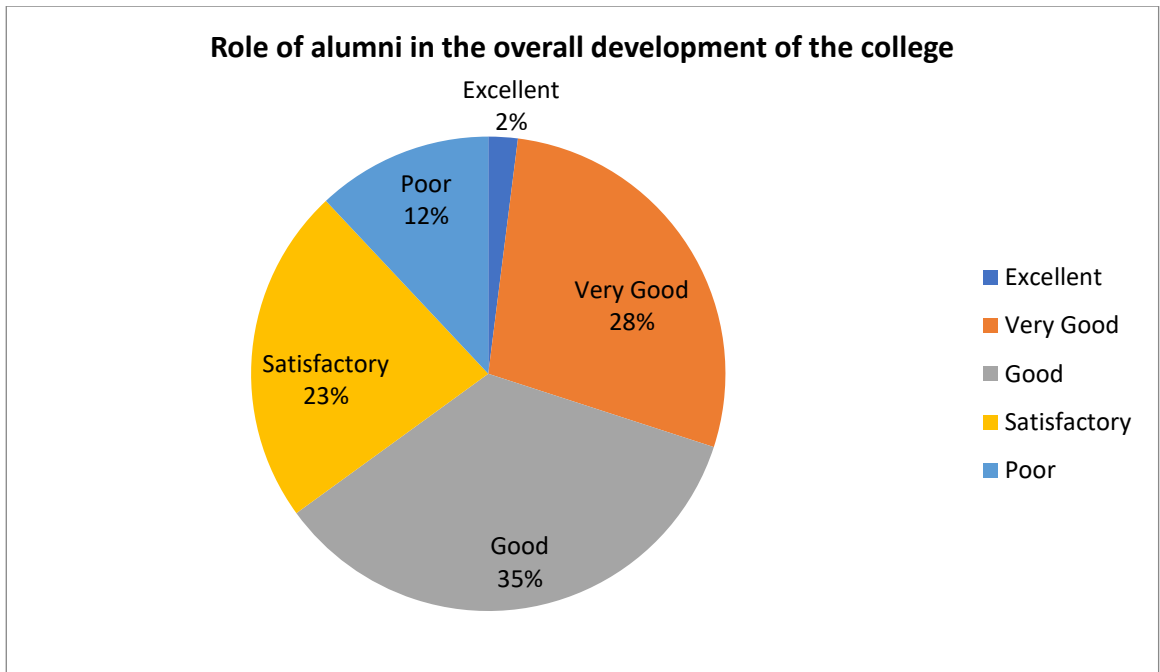


Figure: 1.10



CONCLUSION

Summarizing, it is to be analysed that, in general, alumina's are of highly satisfied with the criteria's mentioned based on relevance of syllabus for their overall development, academics initiatives taken by the institution to improve the calibre of students, grading system, transparency in the admission procedure, and the faculty profile of the college, whereas they had expressed their hesitations regards to level of infrastructure facility, library and internet facility, institutions adherence to the suggestions put forward by alumni, institutions rapport with alumni, and about the role of alumni in the overall development of the college, for that reason, college need to put more effort to enhance such efforts.

Analytical Report on Employers' Feedback

Student Placements grasp a great importance for Educational Institutes. It may help a student in building a strong foundation for the professional career ahead, without facing the real-world job struggle, peer-competition or family pressure. A good appointment record gives a competitive edge to an Institution in the Educational Market. Student with a foot-in- the-door opportunity enables them to start off their career right after they have completed their course curriculum. Furthermore, they get to interact and engage with the industry Professionals during the placement drives, which further help them to lay a foundation for their prospective career in the future as they disseminate with potential contacts from their chosen vocation field. Mostly it seems, Students are placed in IT Sectors, Banking, Teaching, Defence field etc., moreover when their Employer feedback is considered, it is the most determinant of the success of this prestigious Educational Institution. A well drafted questionnaire was set forth with queries based on syllabus and its transaction, and was asked to fill in by the employers.

I. GENERAL ASPECTS

From the survey conducted for the academic year 21-22 based on several general aspects, it is been revealed form the table below that, eighty five per cent of the respondents (13 employers out of the total 15) are of the opinion that they are highly satisfied with the career orientation efforts exerted by the Institution for upgrading the student community whereas eleven per cent comments to be good and only a meagre 4 per cent expressed their reservations.

Queries regards to the influence of curriculum leading towards the

successfulness of students in meeting the social needs also proves to be very good for eighty-four per cent of respondents whereas eight per cent expressed their misgivings. Enquiries based on promoting the skills of students for facing the competitive examinations proves to be respectable for seventy two per cent of respondents and only a meagre 5 per cent remarked their satisfaction as moderate.

Invoking critical thinking and reasoning proves to be really nice for twenty eight per cent of respondents and sixty eight per cent feels to be good enough. While deciding about the relevance of curriculum in meeting the societal development, more than the half per cent of respondents (54 per cent) marked as excellent, at the same time, curriculum relevance to meet the industrial needs was considered it is found to be fantastic for seventy seven per cent of respondents.

Inquiries based on promotion of team work and leadership with the aid of curriculum proves to be good for seventy six per cent of respondents. Dealing with fostering culture of innovation, proves to be satisfactory for the mainstream (sixty two per cent). Interrogation based on coping of curriculum with the new methods and technology proves to be fabulous for twenty five per cent of employers and virtuous for seventy per cent of employers whereas five per cent found to be acceptable only.

Table No. 1
Syllabus & its Transaction

SI No.	Criteria	Excellent	Very good	Good	Satisfactory	Poor
1	Career Orientation	0	85	11	2	2
2	Meeting social needs	0	84	8	5	3
3	Promote skills for competitive Examinations	0	23	72	4	1
4	Critical Thinking and reasoning	0	28	68	2	2
5	Curriculum Leads to societal Development	54	20	18	8	0
6	Curriculum has Relevance to meet industrial needs	0	77	14	9	0
7	Curriculum Promotes team work and leadership	0	16	76	8	0
8	Fostering culture of innovation	0	10	28	62	0
9	Cops with new methods and Technology	0	25	70	5	0

The chart represented below gives the clarified picture,

Figure 1

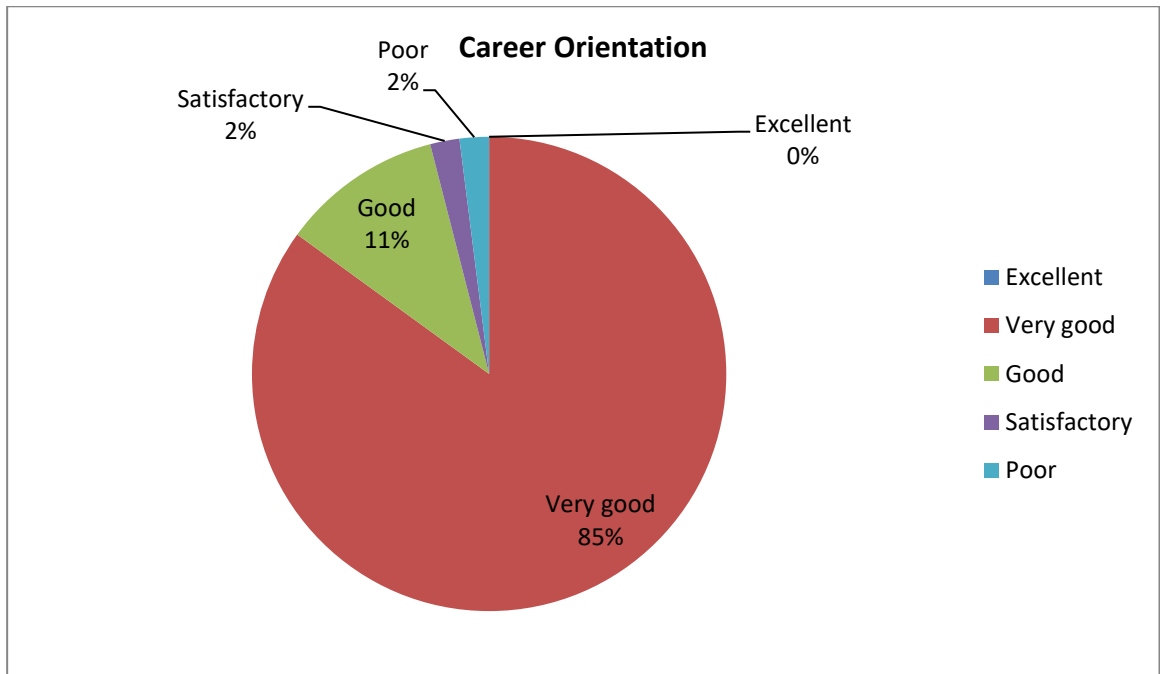


Figure 2

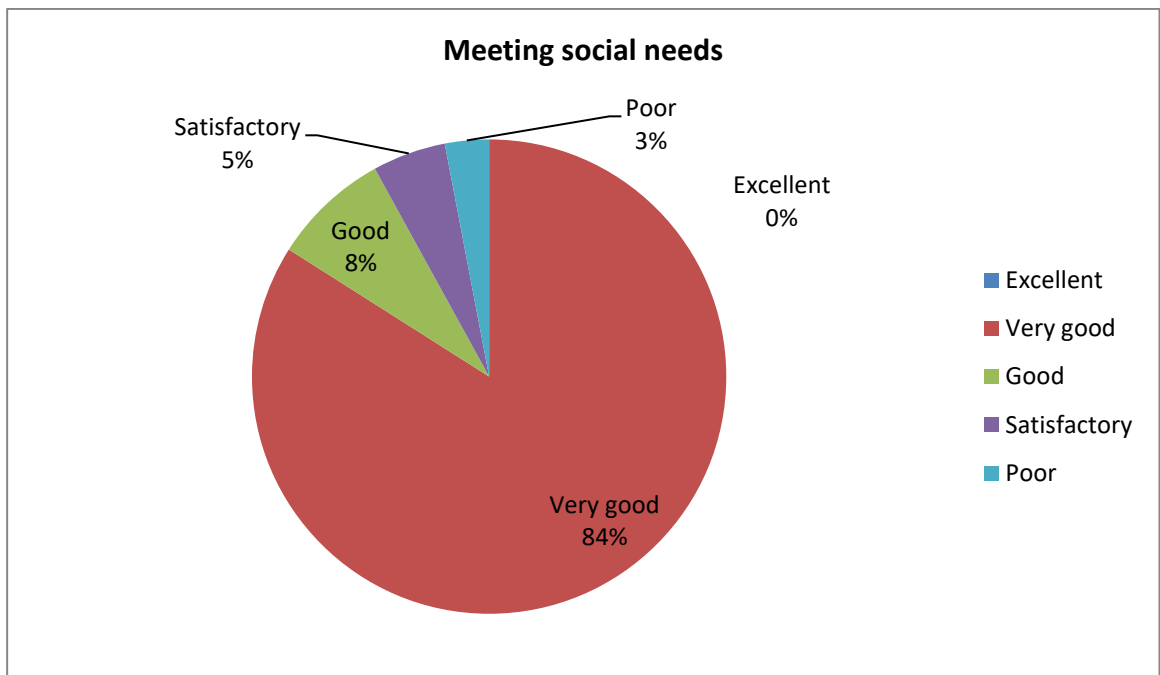


Figure 3



Figure 4

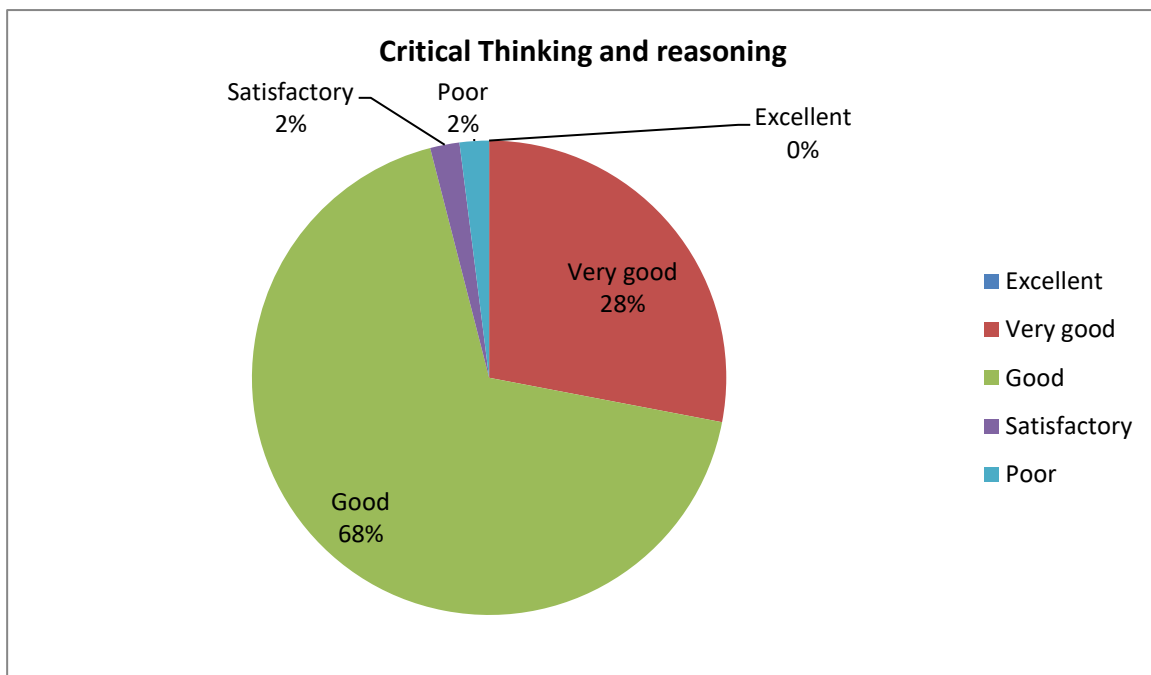


Figure 5

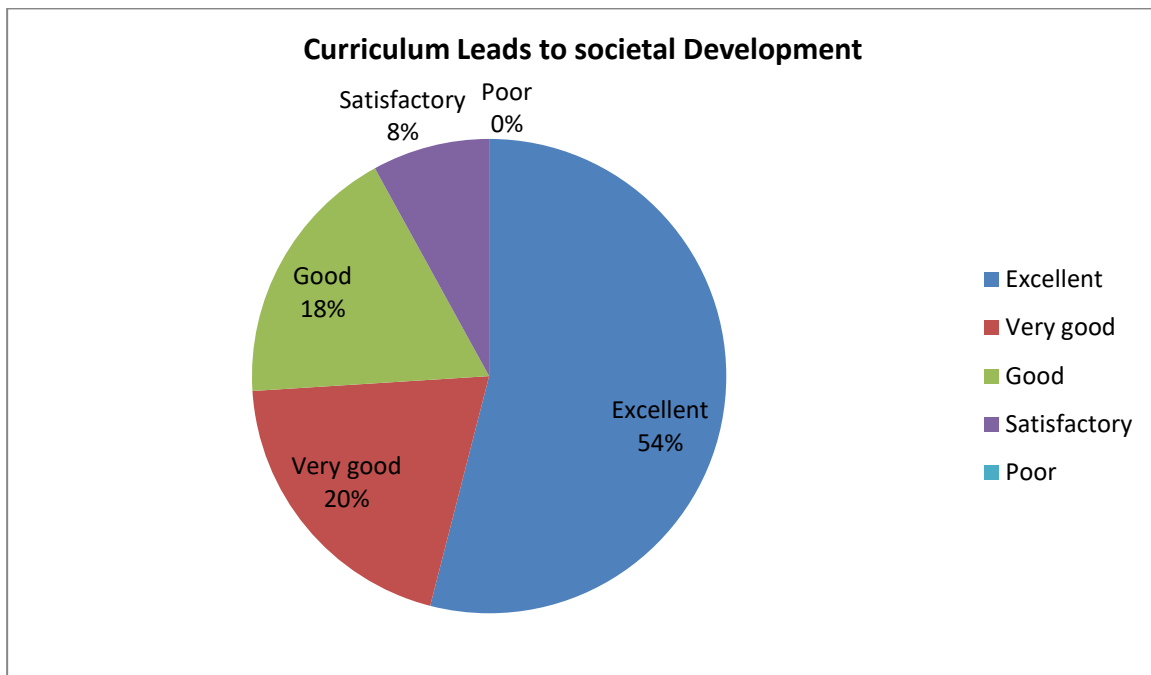


Figure 6

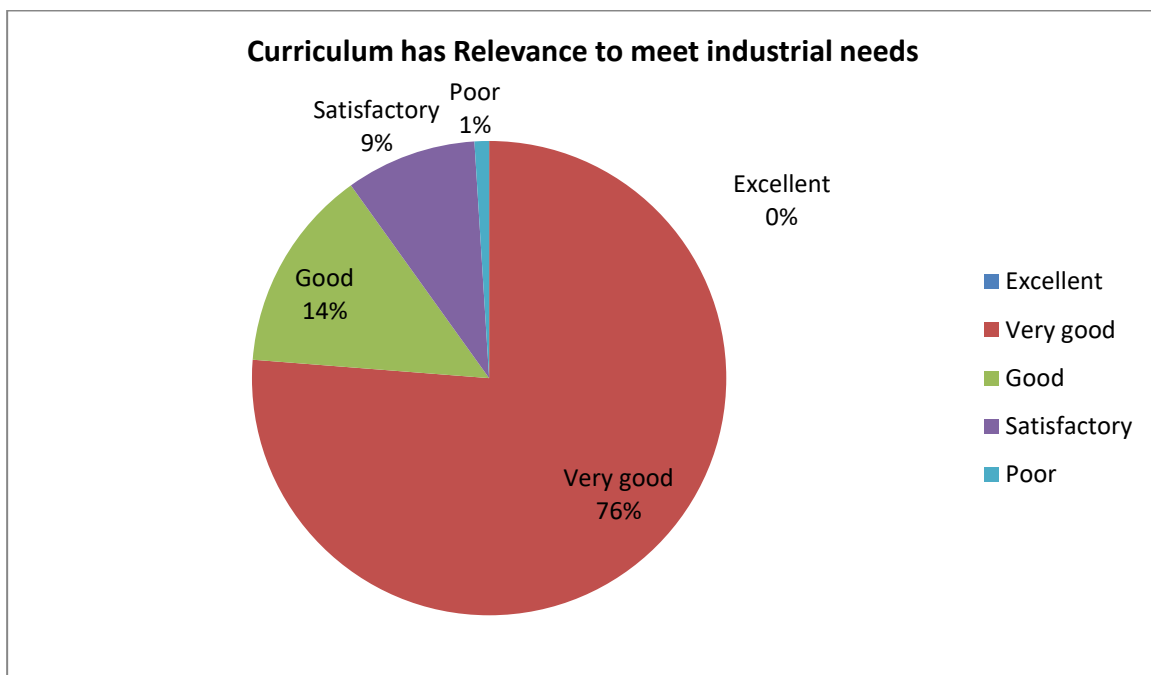


Figure 7

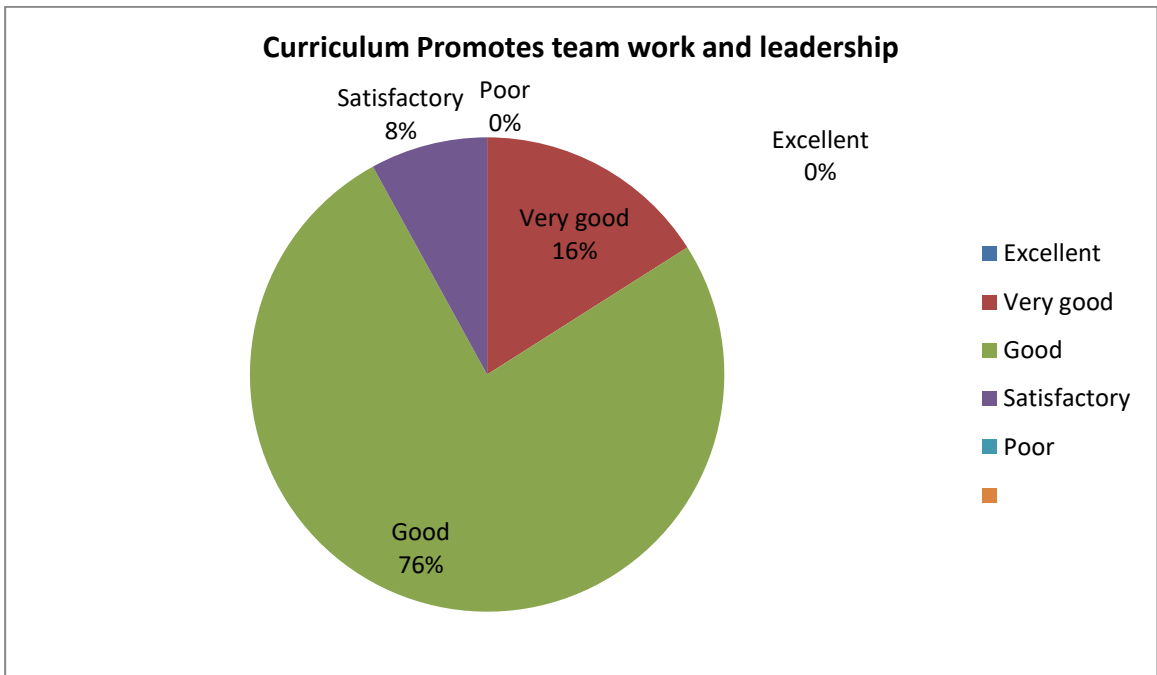


Figure 8

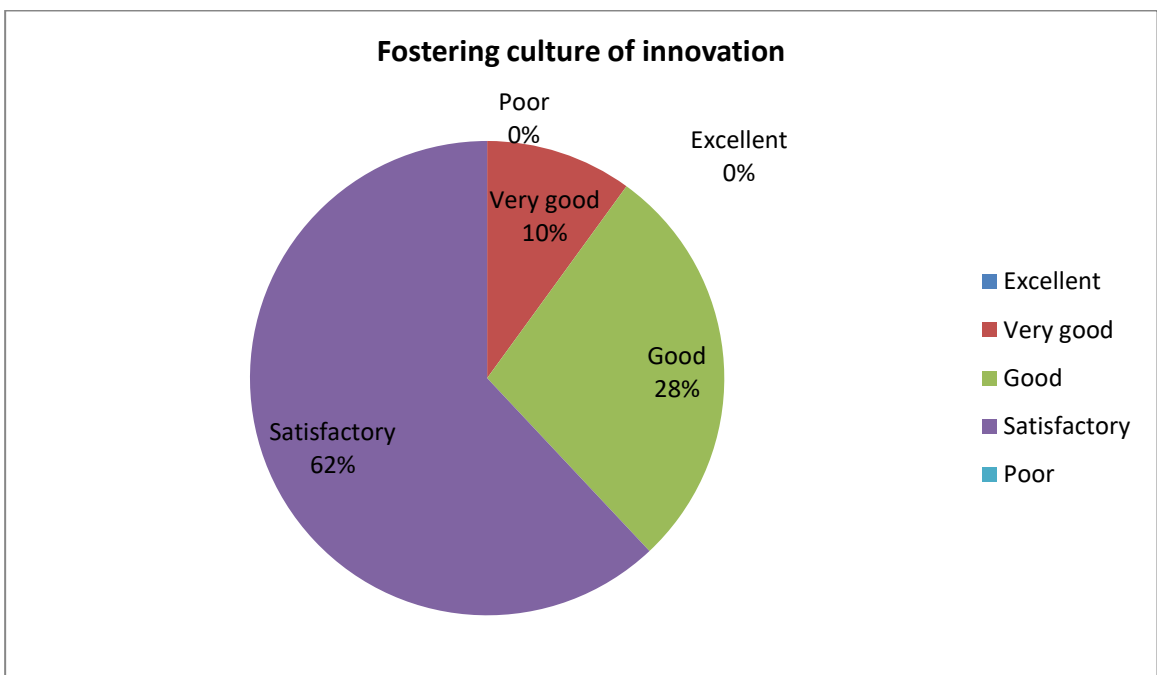
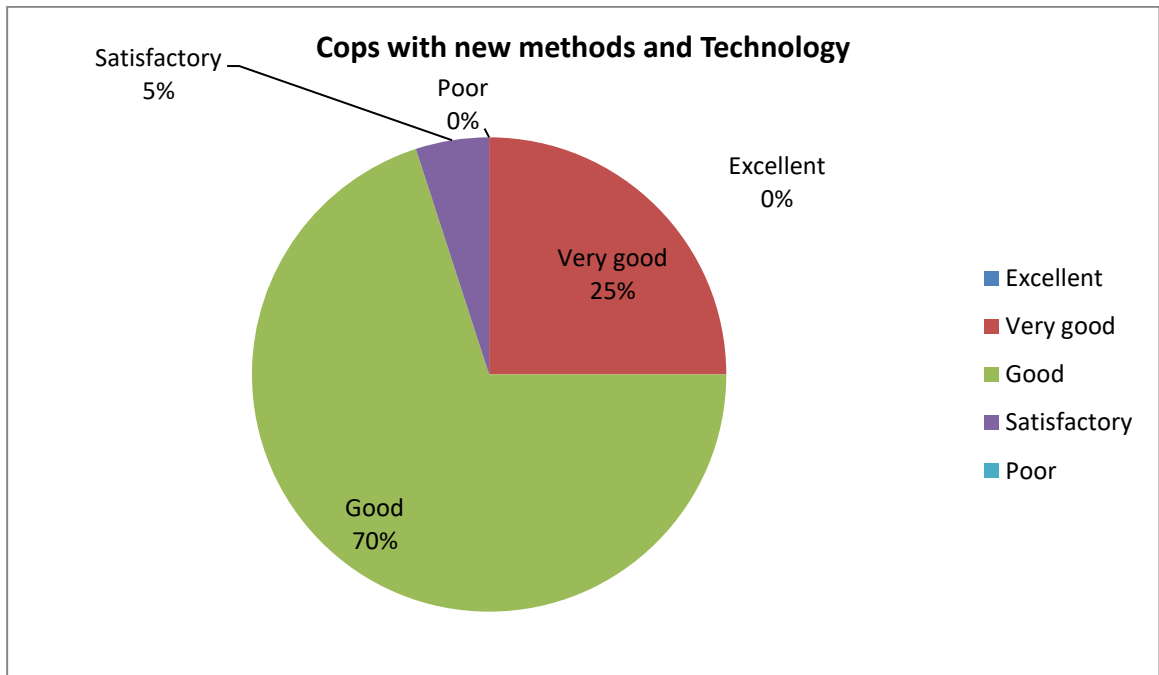


Figure 9



With this, it is to be concluded that most of the proprietors are highly satisfied with the aspects of career orientation, successful in meeting the social needs, promoting skills for competitive examinations, creation of critical thinking & reasoning, for directing towards societal development, relevance to meet the industrial needs, in creation of team work and leadership & coping with new methods and technology, whereas the educational Instruction may give more emphasis on fostering the culture of innovation while laying down the curriculum.

Analytical Report on Students' Feedback

Feedback promotes personal and professional growth through positive criticism. Student's feedback was an attempt by the department to scrutinise the efficacy of curriculum design and the overall proficiency of the teaching learning process; moreover, the prime factor for the enhancement of the learning environment. Statistical report based on student's feedback pertaining to various criteria has been presented below.

I. CURRICULUM DESIGN & DEVELOPMENT

Curriculum design refers to the structure of the prospectus and its expansion includes planning, enactment and the evaluation process. The victory deals with its matters and how it is been implemented successfully with understanding. To facilitate learning, the components of curriculum have to be arranged in order.

From the survey results for the academic year 2021-22, as shown in the table below, it is clear that eighty-eight per cent (266 students) opined that they are exceedingly satisfied about the relevance of the course and syllabus offered. 199 out of 302 students (66per cent) responded that, the bridge course offered at the outset of every degree programme appears really nice; however, ten per cent commented the same as first-rate. Most of the students (86 per cent) speak out that the internal assessment procedures are of superb and five per cent of students commented that the assessment procedures are of excellent. Sixty-seven per cent (202 learners) are highly satisfied with the facilities provided by the career guidance and placement cell; whereas twenty per cent of students commented that the facilities provided are of respectable, on the other hand meagre per cent (thirteen) expressed their dissatisfaction.

Table: 1
Curriculum Design &Development

SI.No.	Criteria	Excellent	Very Good	Good	Satisfactory	Poor
1	<i>Relevance of the Course & Syllabus</i>	2	86	11	1	0
2	<i>Bridge Course Conducted at outset of Your Degree Programme</i>	10	66	22	2	0
3	<i>Internal Assessment</i>	5	86	9	0	0
4	<i>Facilities Provided by the Career Guidance and Placement Cell</i>	1	66	20	12	1

**All figures are in percentage.*

The following diagram illustrates the above said situation.

Figure 1.1

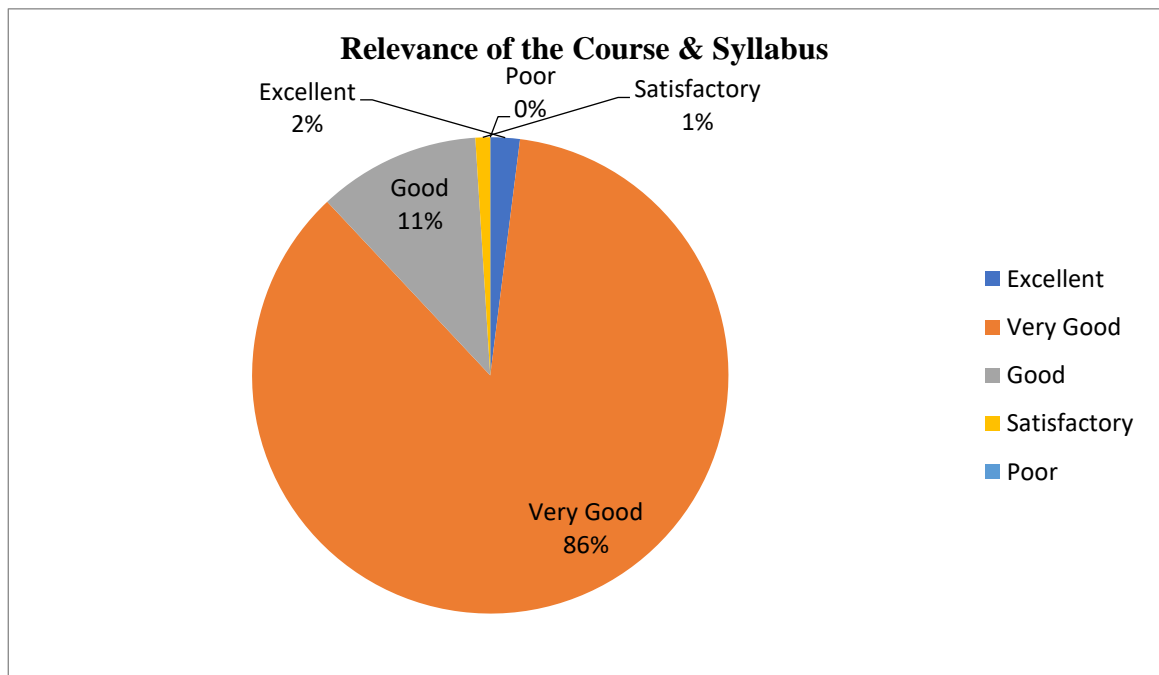


Figure 1.2

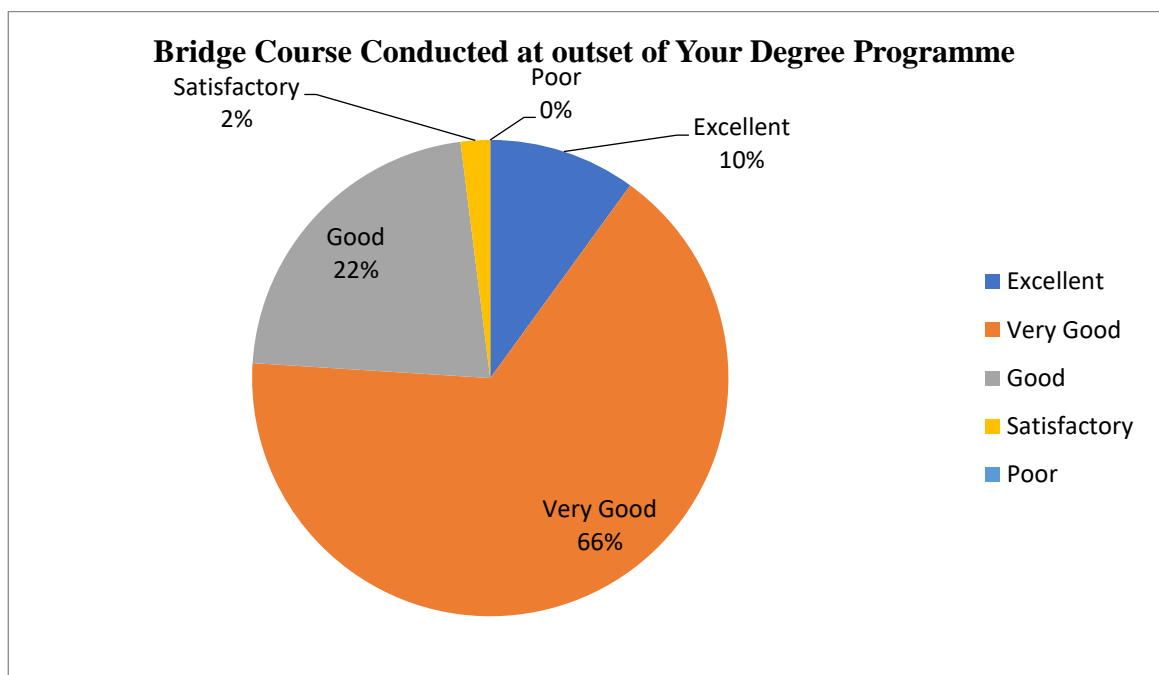


Figure 1.3

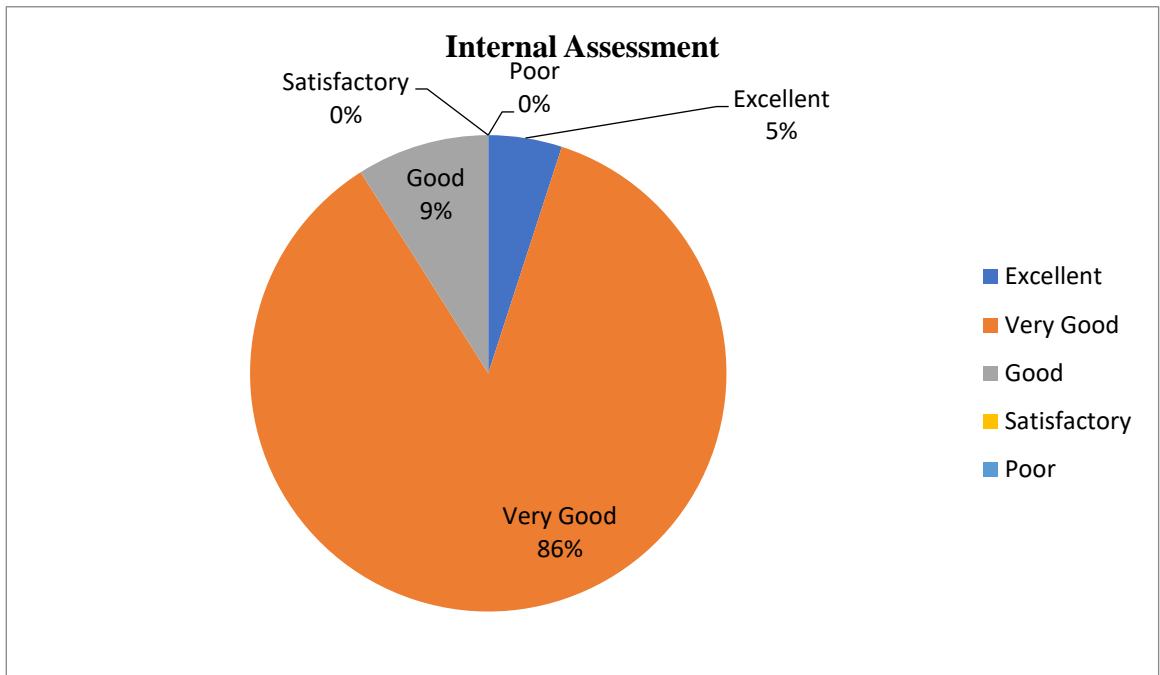
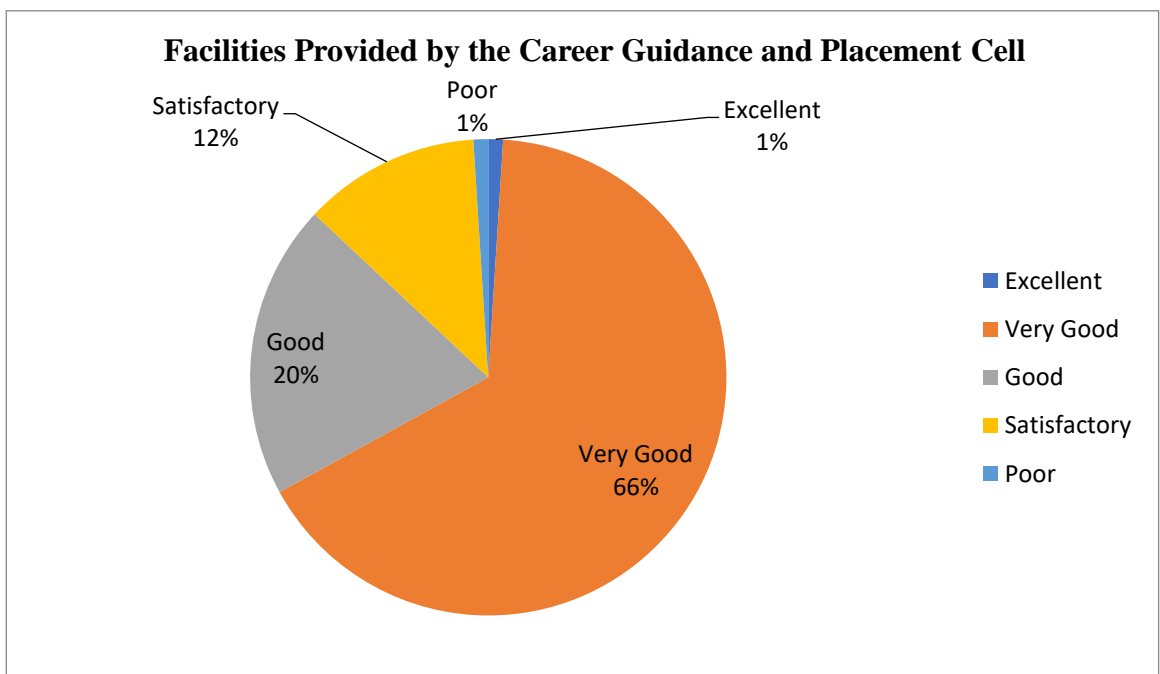


Figure 1.4



All the more, from the learning it is pulsating that, majority of respondents are highly satisfied with the criteria's including relevance of course, syllabus and internal assessment, but emphasizing needed to be exerted for conducting the bridge course and for elevating the events put forward by career guidance and placement cell.

II. TEACHING, LEARNING & EVALUATION

Appraisal, the continuous process and the periodic exercise, helps in forming the values of judgement, educational status and for the achievement of the students. Proper evaluation plays a colossal role in the teaching- learning process. The norms also deal with the efforts of an Institution to aid students of different backgrounds by the service of qualified and experienced faculty as per UGC Rules.

With the help of a well framed questionnaire, it is been evaluated and from the below mentioned table No:2 that, out of total 302 students, 89 per cent students are of the outlook that, students centric approach in the teaching learning process are of really good, whereas 9 per cent expressed their judgment as worthy. Information and communication technology enabled methodology of teaching proves to be super for 60per cent of respondents (181 students), whereas 13per cent found to be temperately satisfactory.

Enquiry based on redressal of student's grievances, concerning Cumulative Internal Evaluation exhibited the report as, 87 per cent of students disclosed their attitude as satisfied to a great extent, whereas 8 per cent of respondents felt the working of the cell to be Outstanding.

Research oriented activities are the key tool for gaining knowledge and making learning more reachable. Reports based on the ambience of Research activities in the college proves to be really nice for sixty-one per cent of respondents, while 25 per cent responded that the feel within is of noble. One per cent among the group found their stand to be poor.

Majority of the students (251) replied that, the college, arranges them opportunity to participate in the National and International Seminars, Workshops and Conferences and they commented the effort engaged as brilliant, however 16 per cent remarked as upright.

Table 2
Teaching, Learning & Evaluation

SI.No.	Criteria	Excellent	Very Good	Good	Satisfactory	Poor
1	<i>Student Centric Approach in the Teaching Learning Process</i>	4	85	9	2	0
2	<i>ICT Enabled Methodology of Teaching</i>	0	60	27	13	0
3	<i>Redressal of your grievances regarding Cumulative Internal Evaluation</i>	8	87	5	0	0
4	<i>Research Ambiance in the College</i>	1	60	25	13	1
5.	<i>Participation of Students in Seminars, Workshops and Conferences</i>	0	83	16	1	0

**All figures are in percentage.*

Below mentioned diagram depicted the same.

Figure 2.1

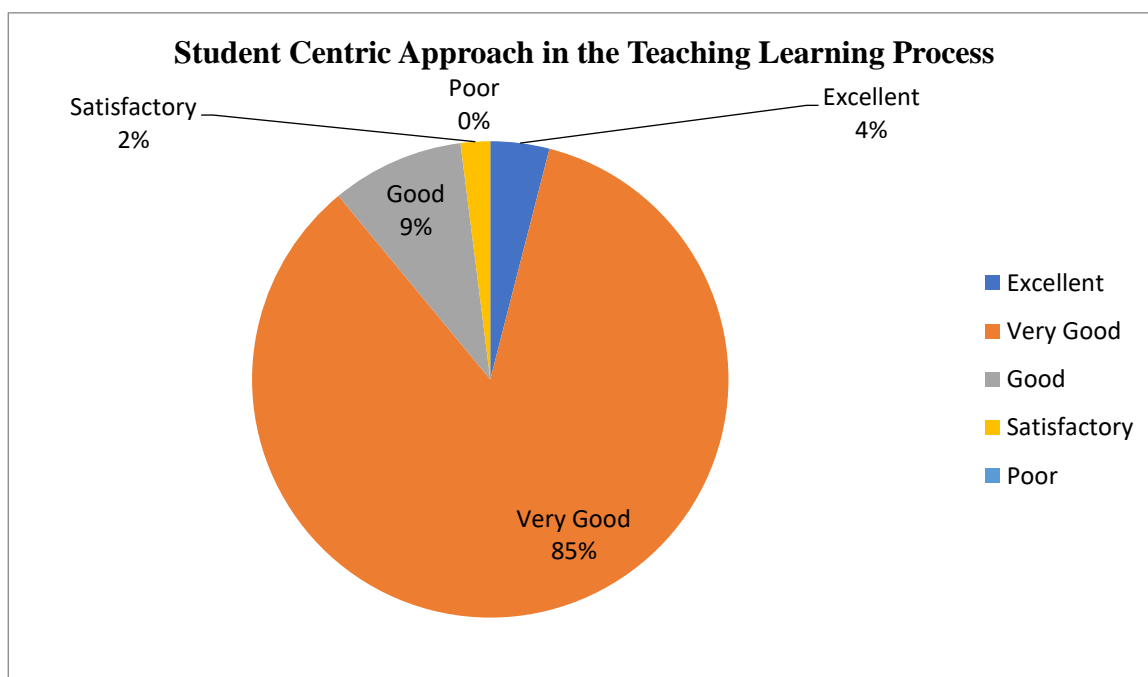


Figure 2.2

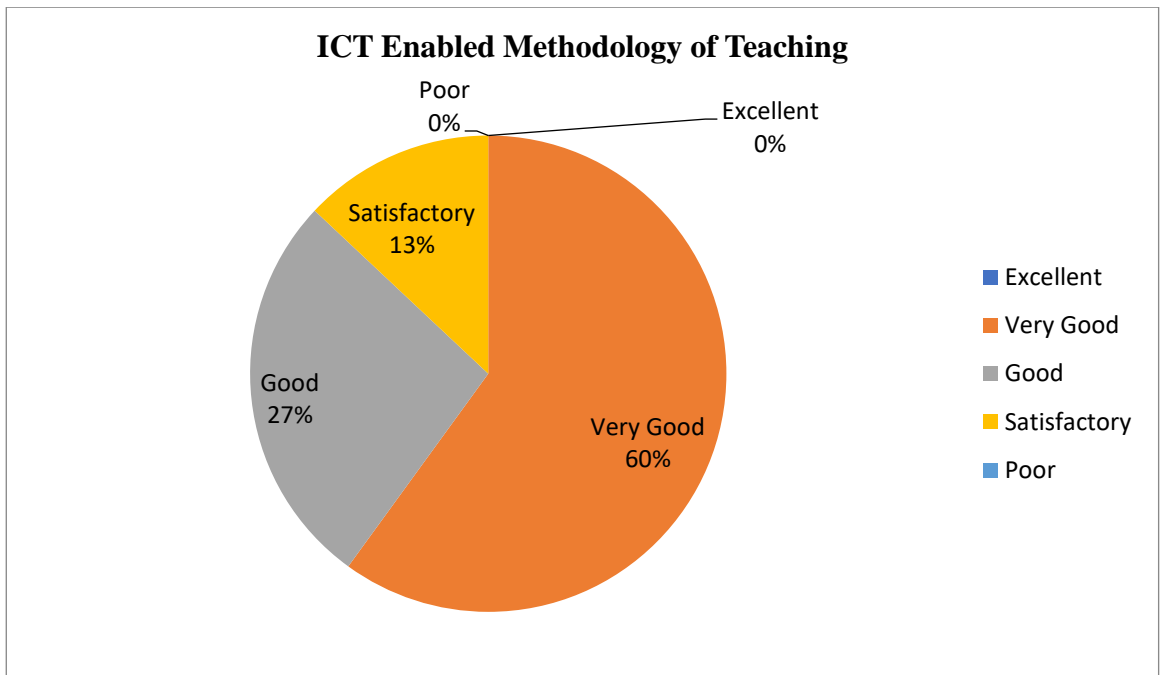


Figure 2.3

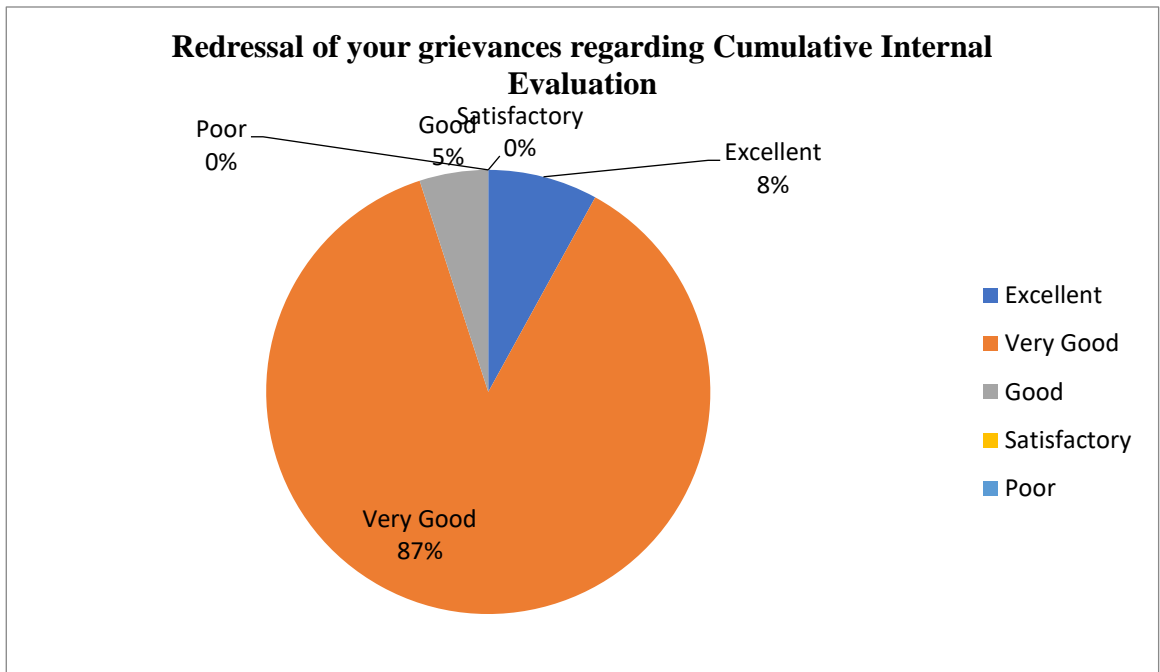


Figure 2.4

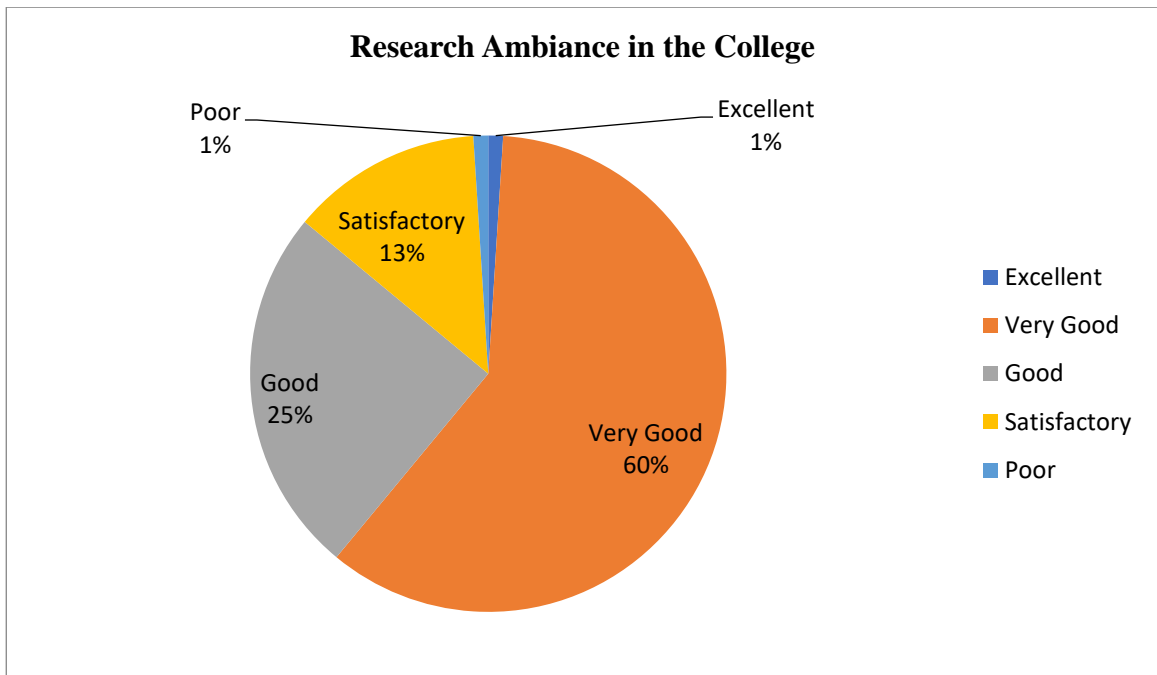
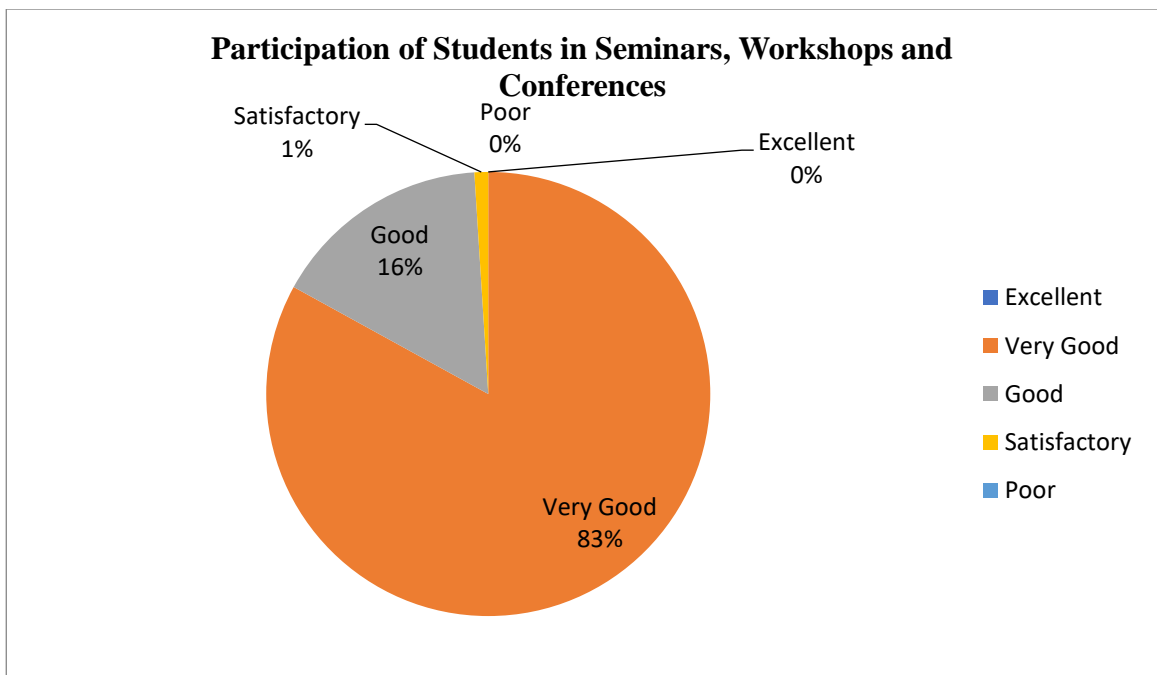


Figure 2.5



From the analytical survey grounded on Teaching, Learning and evaluation facilities within the college, it is been evaluated that, the overall satisfactory level of students centred on the above mentioned seems to be indebted, but One thing to be noted is that, Research ambiance within, needed to be amplified as 16 per cent of students had their hesitations.

III. INFRASTRUCTURE

As the learners are now centring on the class rooms, labs, etc., while choosing a college, it's vital that academies have very good infrastructure in, with progressive laboratories.

Based on the survey conducted among 302, students, it is been revealed from the table below that, seventy four per cent (223 students) are of the opinion that adequacy of classrooms and furniture availability are of very good, whereas 23 per cent comment it as good and three per cent responded to be fabulous.

Access to Proper sanitation facilities poses an immense upkeep to education as the lack of such facilities may lead to sterility – related diseases. From the analysis it is made clear, seventy-four per cent responded that rest rooms are of sufficient in number and its maintenance are of really nice, whereas 26per cent of respondents observed that the rest room facilities are of virtuous (depicted in table No: 3 below).

Majority of learners (Eighty-four per cent) commented that labs are adequately equipped, with the expression that they are highly satisfied, while sixteen per cent of the respondents (48 students) expressed their view as moral. With regards to data collected concerning Library facilities, eighty-three per cent (251 students) reaction found to be wonderful, whereas 3 per cent feels that the library facilities are of admirable.

Most of the respondents (seventy-four per cent) commented that the recreational facilities are of very good, at the same time four per cent are having their issues. Facilities provided for sports activities felt to be very nice only for forty-four per cent of students; all at once thirty eight per cent expressed their hesitations.

Less than half of the students (forty nine per cent) commented Canteen facilities to be very good, twenty-eight per cent remarked as good and the rest twenty three per cent had their own misgivings. Survey with regards to extra-curricular activities found to be very nice for seventy-eight per cent of respondents and twenty-one per cent out of the total respondents (63) commented as upright.

Table 3
Infrastructure

SI.No:	Criteria	Excellent	Very Good	Good	Satisfactory	Poor
1	<i>Classrooms & Furniture availability</i>	3	74	23	0	0
2	<i>Sufficient Number of Rest Rooms & its Maintenance</i>	0	74	26	0	0
3	<i>Adequately Equipped Labs(wherever applicable)</i>	1	83	16	0	0
4	<i>Library</i>	3	83	12	2	0
5.	<i>Recreational Facilities</i>	0	74	22	2	2
6.	<i>Facilities provided for sports Activities</i>	2	42	18	36	2
7.	<i>College Canteen</i>	0	49	28	21	2
8.	<i>Amenities provided for Extracurricular activities</i>	0	78	21	1	0

**All figures are in percentage.*

This is diagrammatically represented below.

Figure 3.1

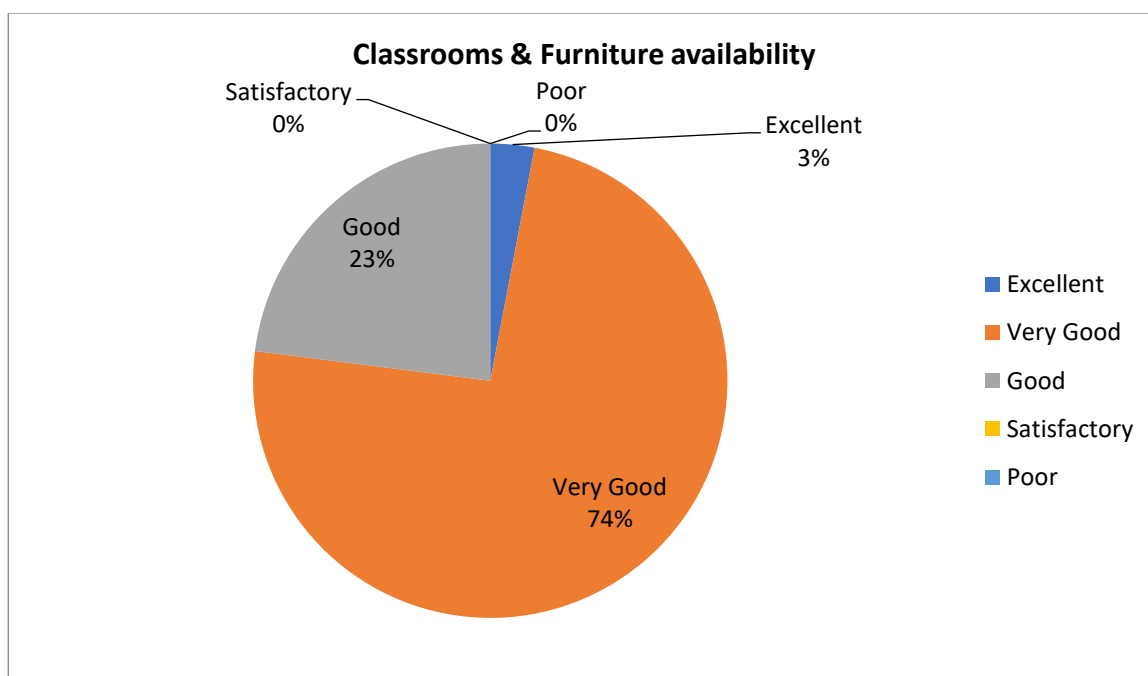


Figure 3.2

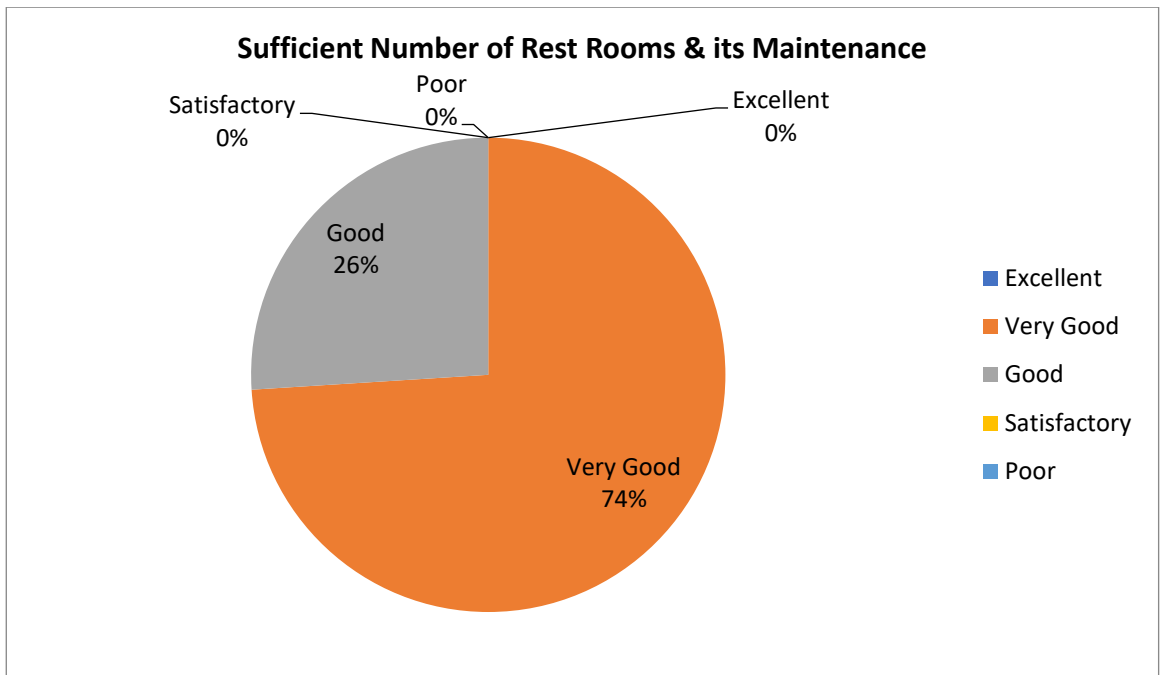


Figure 3.3

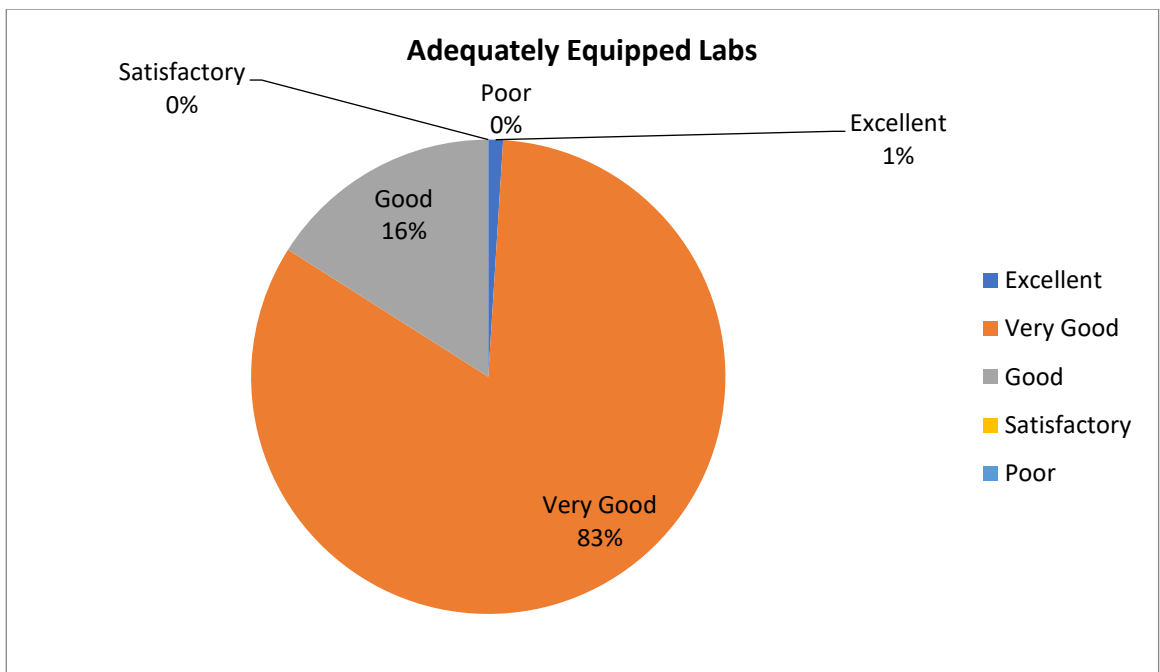


Figure 3.4

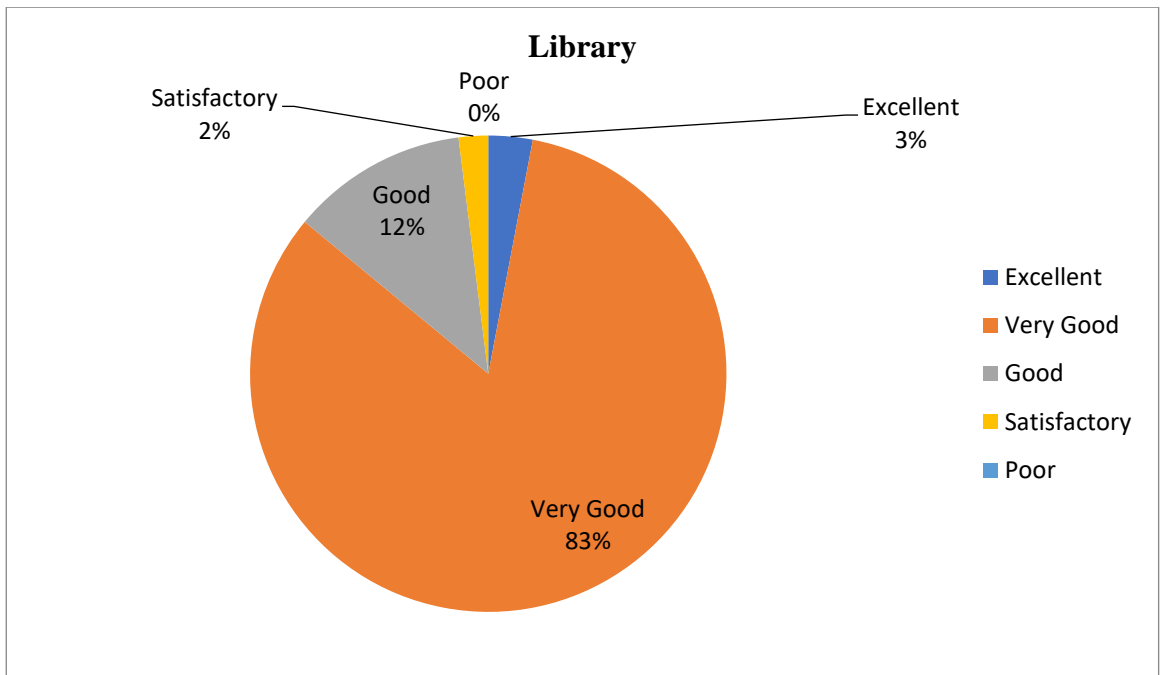


Figure 3.5

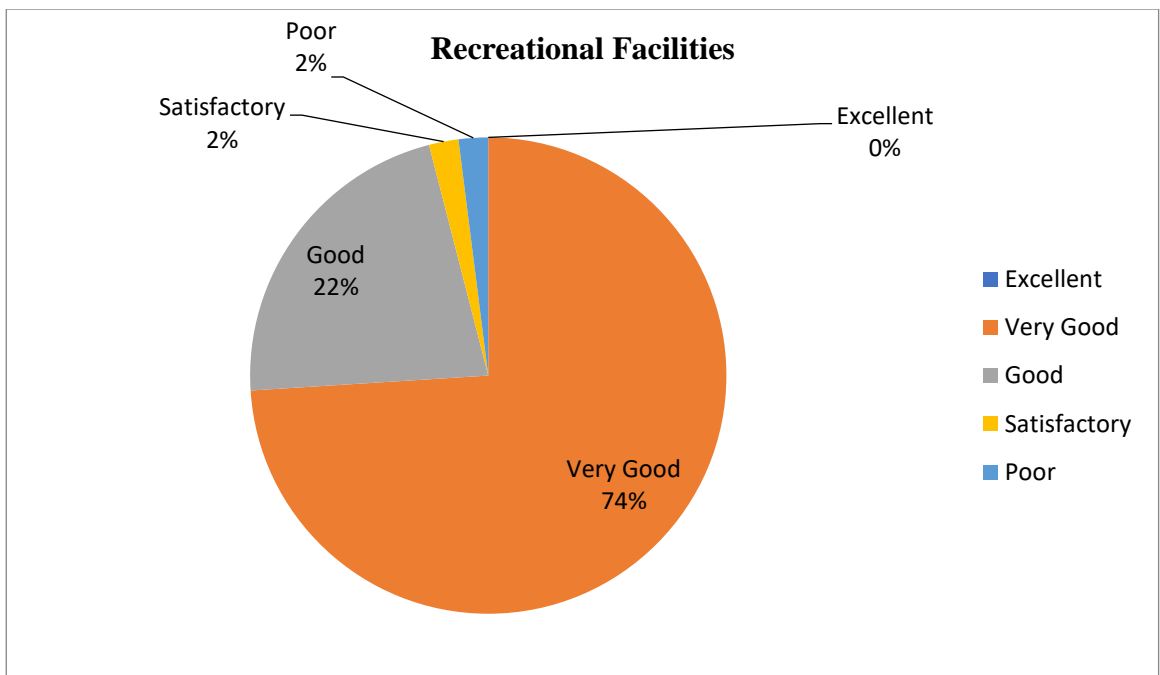


Figure 3.6

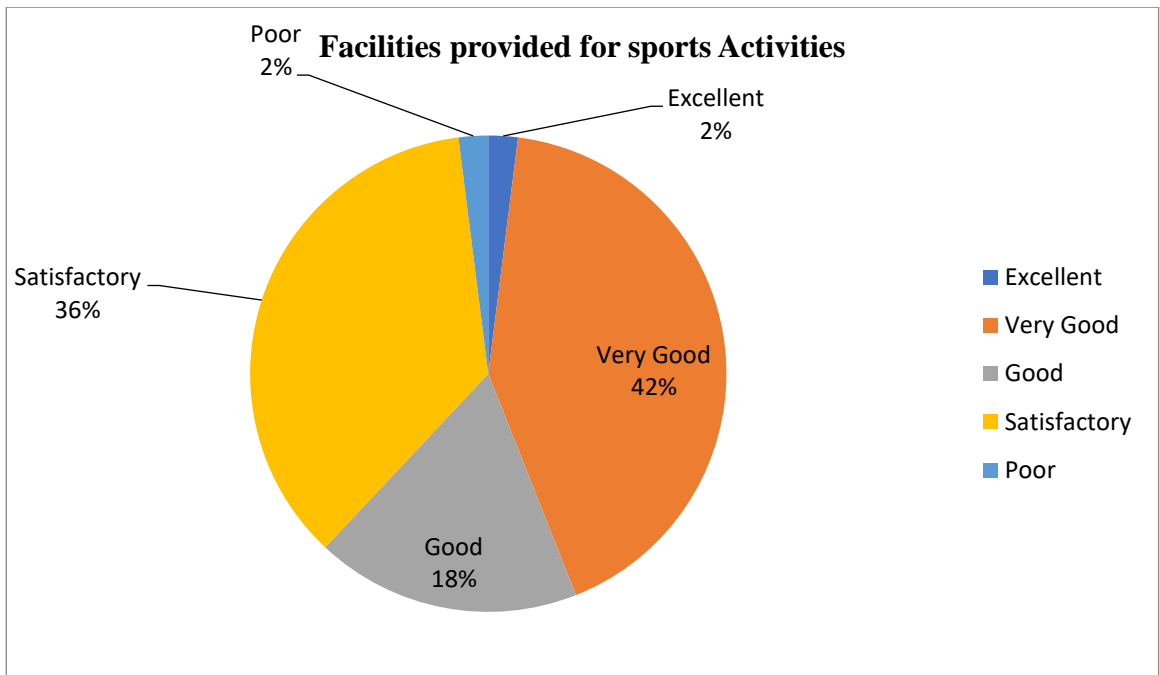


Figure 3.7

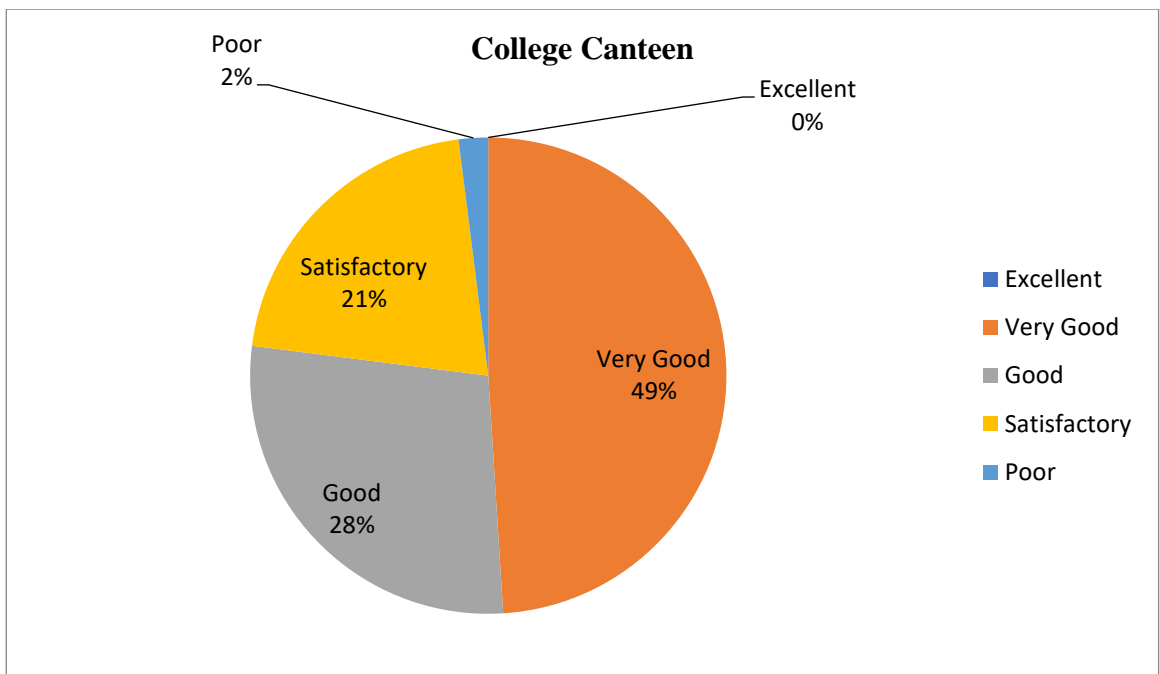
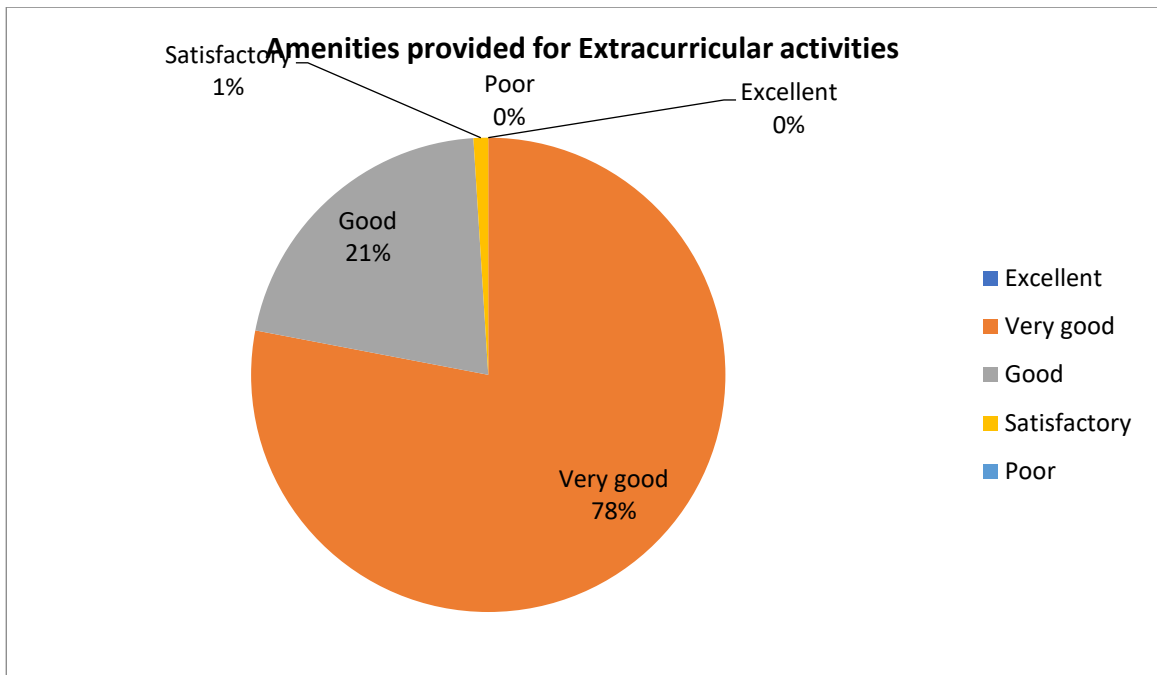


Figure 3.8



As of the analytical result based on Infrastructure facilities, it is been evaluated that the overall satisfactory level of students based on norms like classrooms, rest rooms, labs and library and amenities for extracurricular activities seems to be appreciative; however the constant area which needed the advancement includes recreational facilities, sports activates and canteen facilities.

IV. GOVERNANCE

Importance of good governance in higher education is of vital, as that it provides a frame for a really multi-coloured group of stakeholders. Evaluated result based on various criteria regarding governance is been exhibited in Table 4 below,

Table 4: Governance

SI.No:	Criteria	Excellent	Very Good	Good	Satisfactory	Poor
1	Transparency of Governance Procedures	3	83	12	2	0
2	Supportive attitude of Government Staffs	3	85	12	0	0
3	Student Union activities	5	85	10	0	0
4	Club Activities	5	85	10	0	0
5.	Support of E-resources in Governance Procedure	0	84	14	2	0

**All figures are in percentage.*

It is apparent from the above table No:4 that, majority of the students, eighty-six per cent are of the comment that transparency of governance procedures is of fabulous and however twelve per cent thinks to be blameless. Out of the total 302 respondents, 257 of them feels that, the supportive attitude of the government staffs appears to be very nice whereas, three per cent opined that their attitude is of excellent.

Survey regards to student Union activities within the college found to be fabulous among the majority (eighty-five per cent), five per cent of students marked their judgment as exceptional. Based on club activities ninety per cent commented to be fantastic and with regards to support of E- resources in governance procedures, seems to be great, for eighty-four per cent of students. Thus, it is evident that, the majority of the students are of highly satisfied with the governance events.

It has been made strong with the help of pictorial representation below,

Figure 4.1

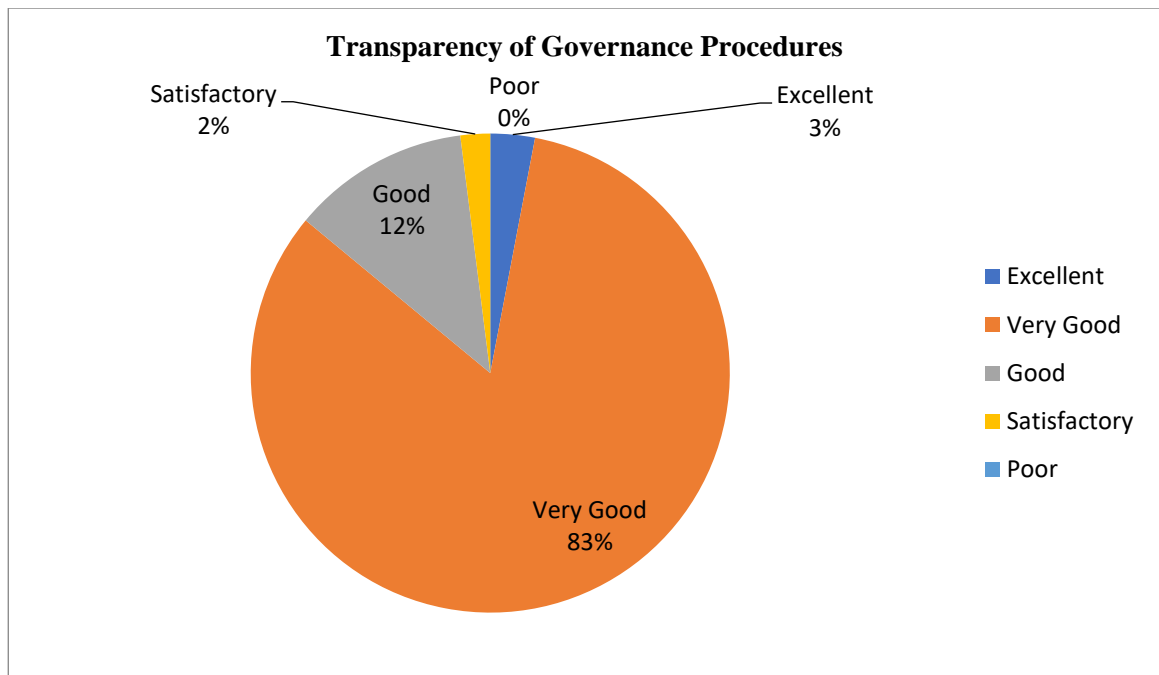


Figure 4.2

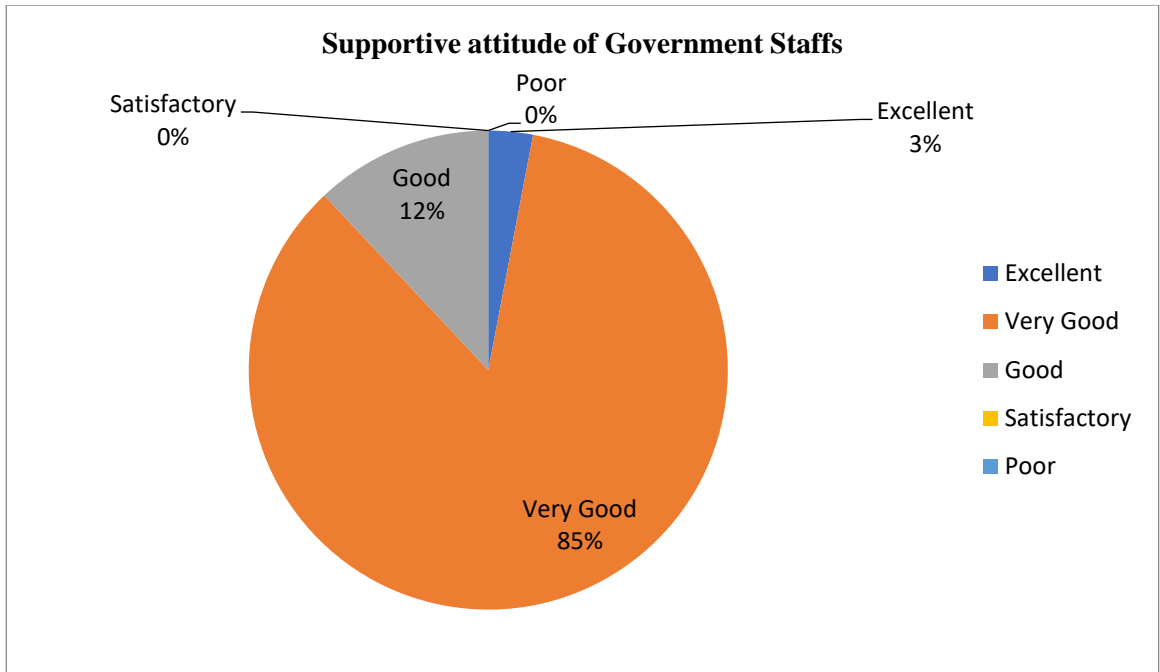


Figure 4.3

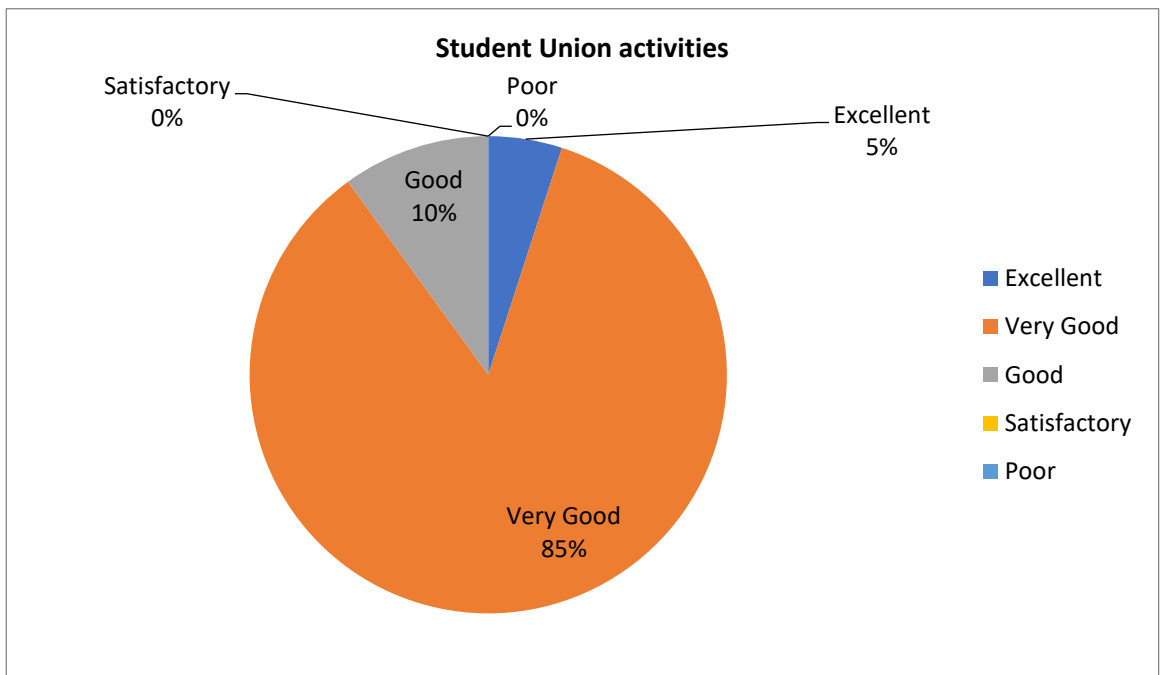


Figure 4.4

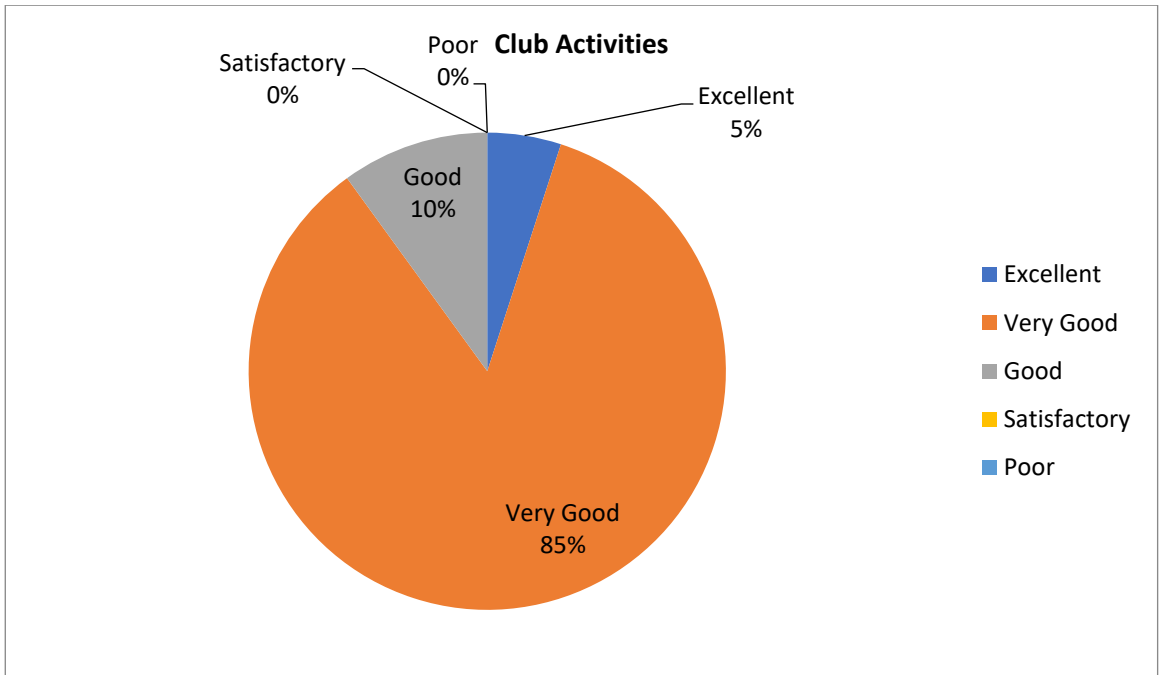
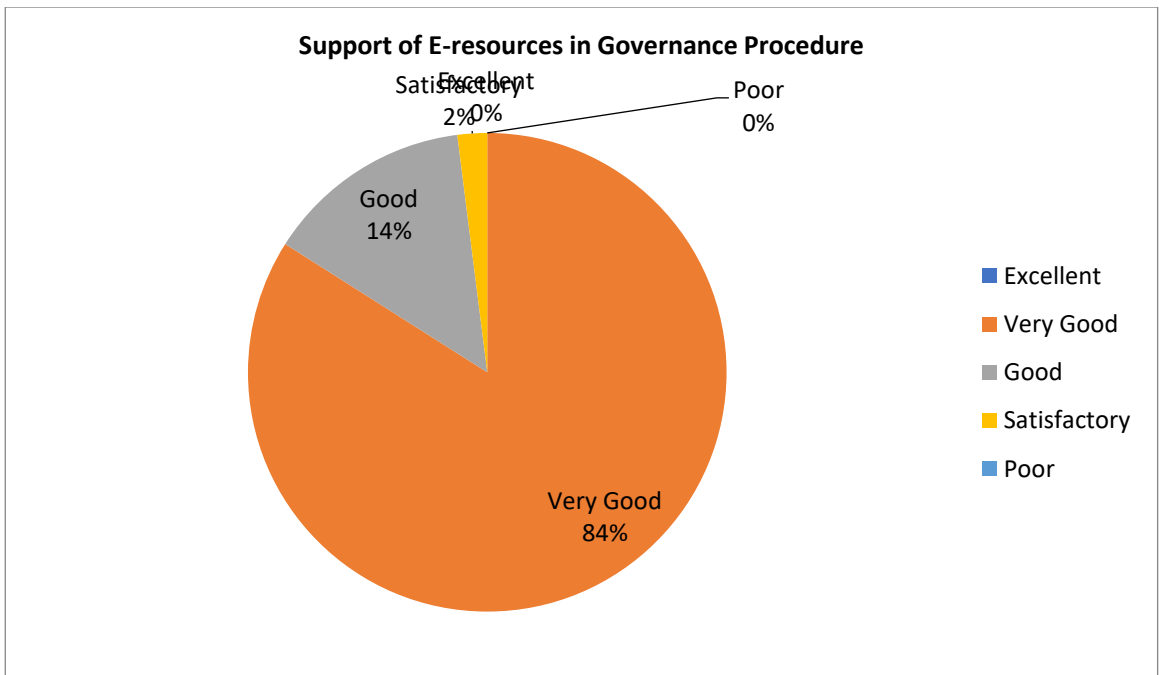


Figure 4.5



CONCLUSION

Hence, from the overall analytical report made out of survey from the students during the year 2021-2022 based on Curriculum design & development, teaching learning & evaluation & governance, established the high satisfaction of respondents, however the feedback proved, the criteria's regarding to infrastructure including recreational facilities, sports activities and college canteen amenities needed to be elevated.

Analytical Report on Teachers' Feedback

Feedback stimulates individual and professional progression through positive reproach. The academy views its teacher's as a valuable backer in the teaching learning progression. Teacher's feedback occupies a projecting position in the strategic development policies. It also helps to improve the accountability of the structure. Statistical report based on teacher's feedback concerning to various benchmarks has been accessible below.

I. CURRICULUM DESIGN & DEVELOPMENT

Course design refers to the structure of the curriculum and its development includes scheduling, execution and the evaluation process. The importance deals with how it is to be arranged to facilitate the learning. An Earnest attempt has been made to discover its choice towards the value position.

From the review results depicted in the table below, it is evident that the majority (ninety three per cent) i.e., 52 teachers out of 56 respondents are of the opinion that syllabus is suitable for the course and they expressed their opinion as they are highly satisfied, whereas five per cent having the feeling that it is of excellent, while considering whether the syllabi are of well-defined and clear, both to the students and teachers, ninety per cent responded to be very good.

From the questions based on, whether the course of studies carries sufficient number of optional papers, eighty seven per cent of teachers commented their expression as great, while the influence of syllabi upon the creation of individual interest in the subject area proves to be very nice for eighty nine per cent of respondents(50 teachers), based on inquiries in relation to appropriateness and updating of prescribed books and reference materials found to be very good for ninety per cent of respondents(50 teachers) and three per cent marked their opinion as excellent.

Table: 1
Curriculum Design & Development

SI.No.	Criteria	Excellent	Very Good	Good	Satisfactory	Poor
1	<i>Syllabi is suitable for the course</i>	5	93	2	0	0
2	<i>Aim and objective of the syllabi are well defined and clear to students and teachers</i>	2	88	10	0	0
3	<i>The course of studies carries sufficient number of optional papers</i>	5	82	13	0	0
4	<i>The course of syllabus has made me interested in the subject area</i>	3	86	11	0	0
5	<i>The books prescribed as reference materials are relevant, updated and appropriate</i>	3	90	7	0	0

**All figures are in percentage.*

From the assessment it is crystal clear that teachers are highly satisfied with regards to the curriculum design and development.

Below specified pictorial representation supports the justifications,

Figure 1.1

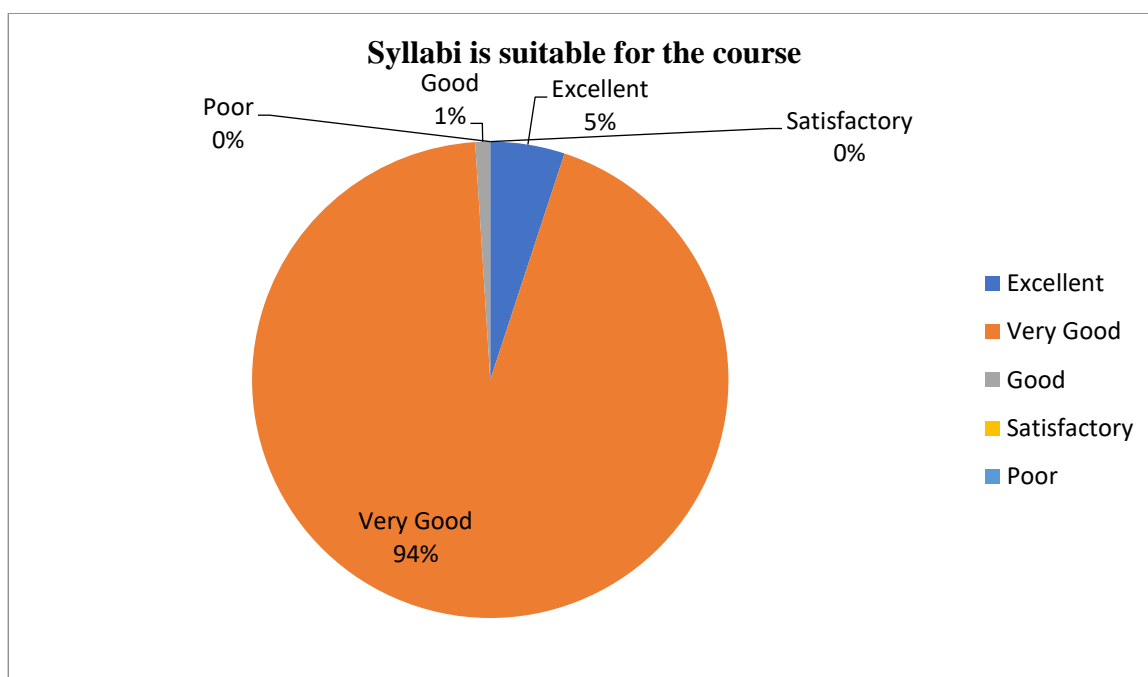


Figure 1.2

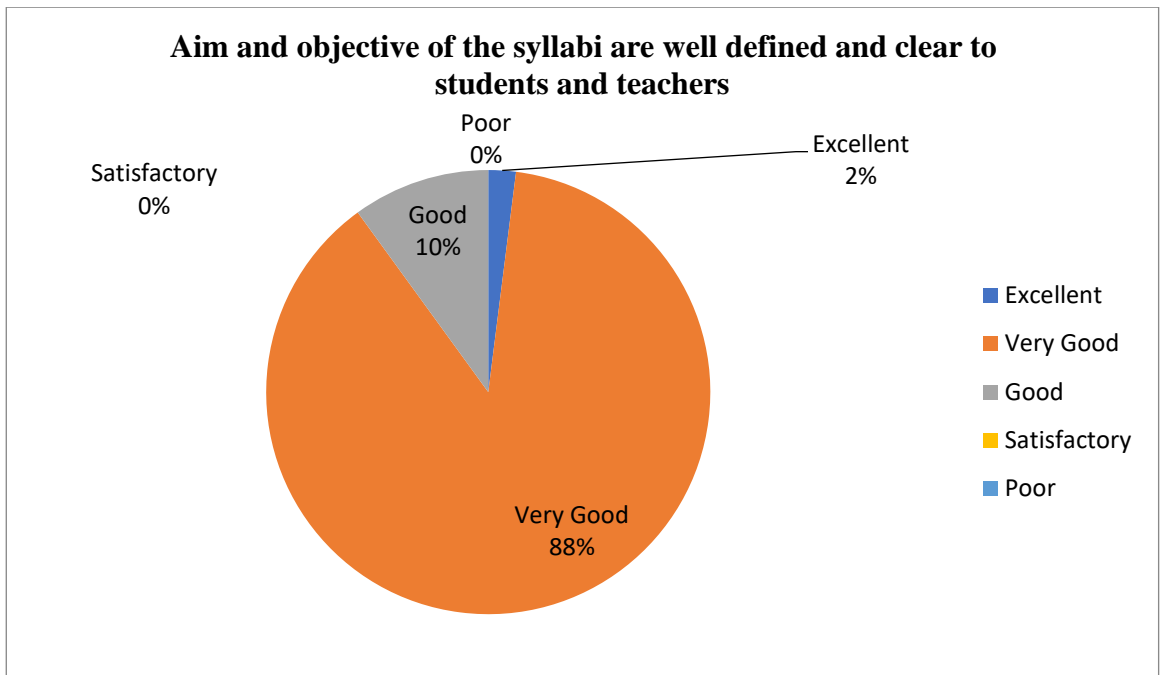


Figure 1.3

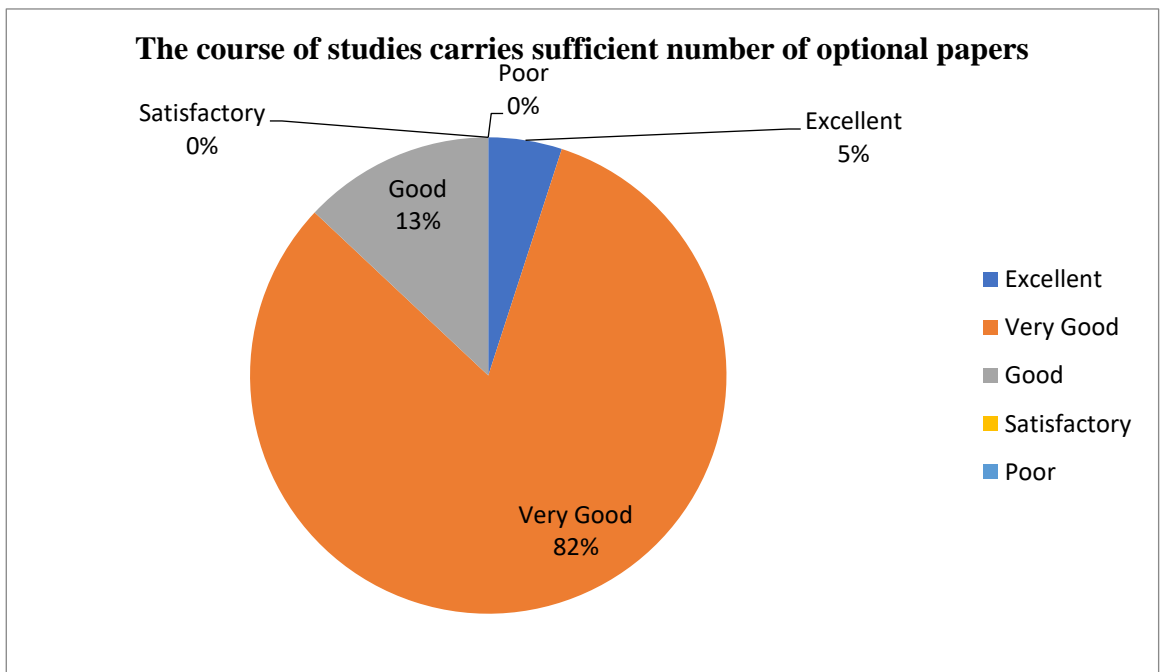


Figure 1.4

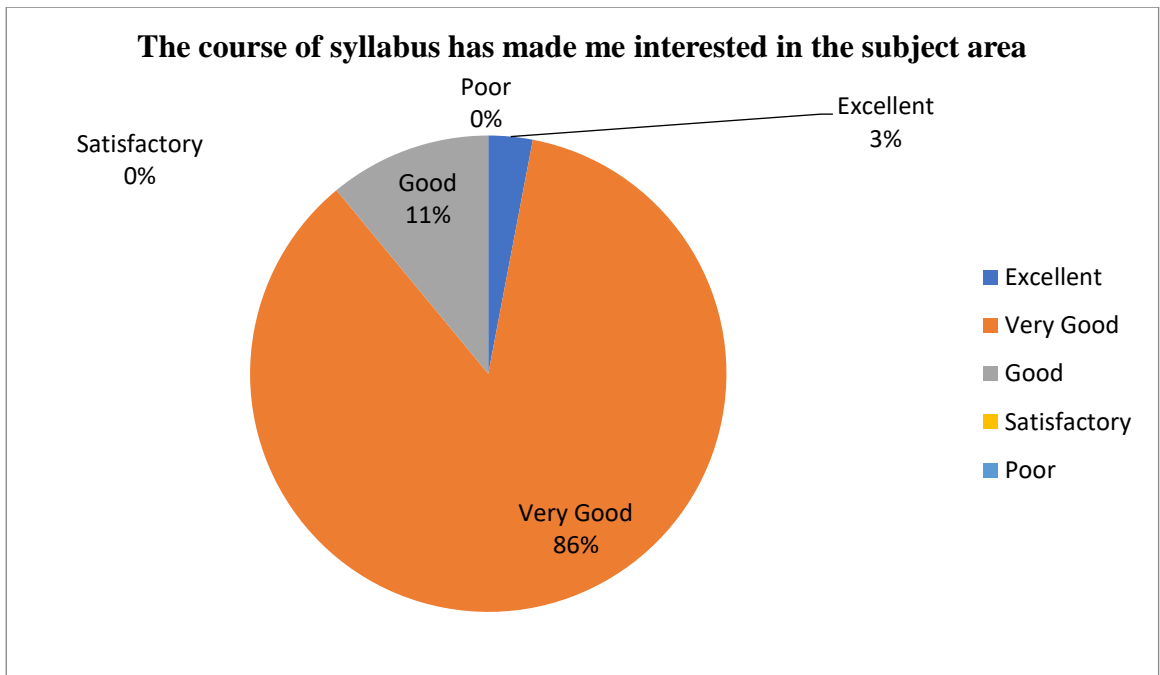
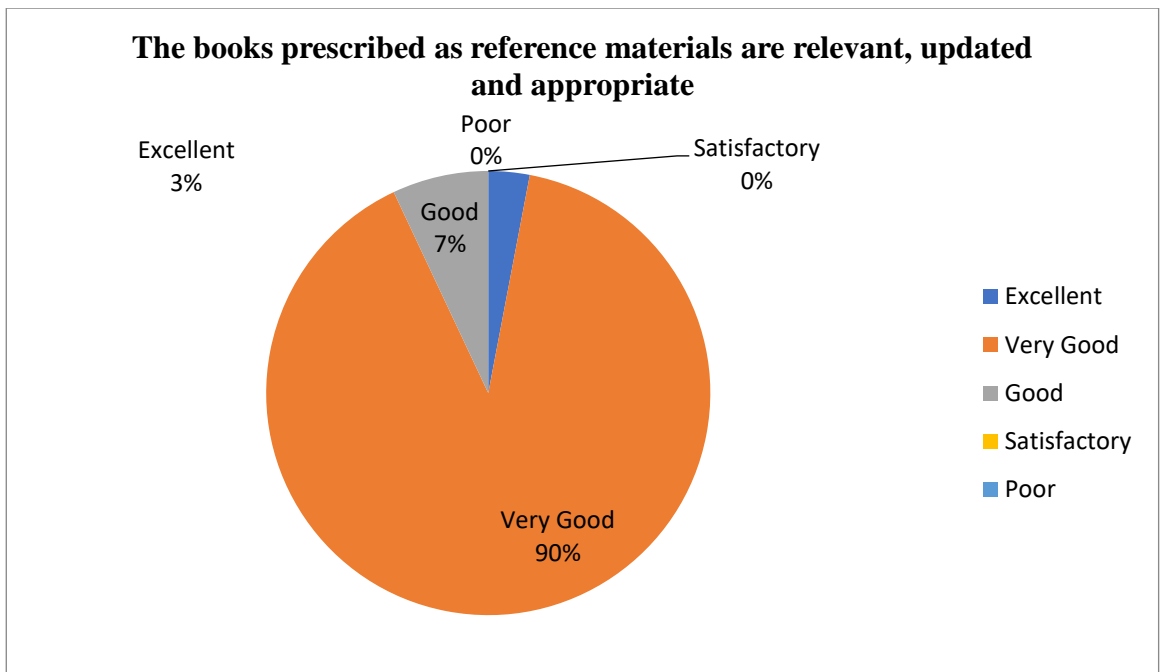


Figure 1.5



II. TEACHING, LEARNING & EVALUATION

Teacher's perspectives on learning has its prominence as it often emphasizes on curriculum content, academic achievement, sequencing, readiness and the importance of transferring learning to future positions.

By the help of a well framed opinion poll, it is been gauged that, highest satisfaction level from the majority of teaching faculty (82 per cent) can be witnessed in respect to the criteria based on freedom to adopt new strategies of teaching, whereas liberty to adopt innovative strategies of testing and assessment of students found to be very much impressive for eighty two per cent of respondents (46 teachers).

Survey based on the environment of the department, whether conducive to teaching and research proves to be very good for ninety per cent of respondents and ten percentages felt it as good. Majority of the lecturers (ninety two per cent) expressed their satisfaction level as respectable, when queries based on availability of sufficient number of prescribed books in the library was questioned.

Table 2
Teaching, Learning & Evaluation

SI.No.	Criteria	Excellent	Very Good	Good	Satisfactory	Poor
1	<i>Freedom to adopt new strategies of teaching</i>	0	82	18	0	0
2	<i>Freedom to adopt new strategies of testing and assessment of students</i>	0	82	18	0	0
3	<i>The environment of the department is conducive to Teaching Research</i>	2	88	10	0	0
4	<i>Availability of Sufficient number of prescribed books in the library</i>	2	90	8	0	0

**All figures are in percentage.*

From above mentioned investigative analysis deals with Teaching, Learning and evaluation facilities, it is been weighed that, the overall satisfactory level of teachers give the impression of highest satisfaction.

Below embodied diagram delivers the clear picture,

Figure 2.1

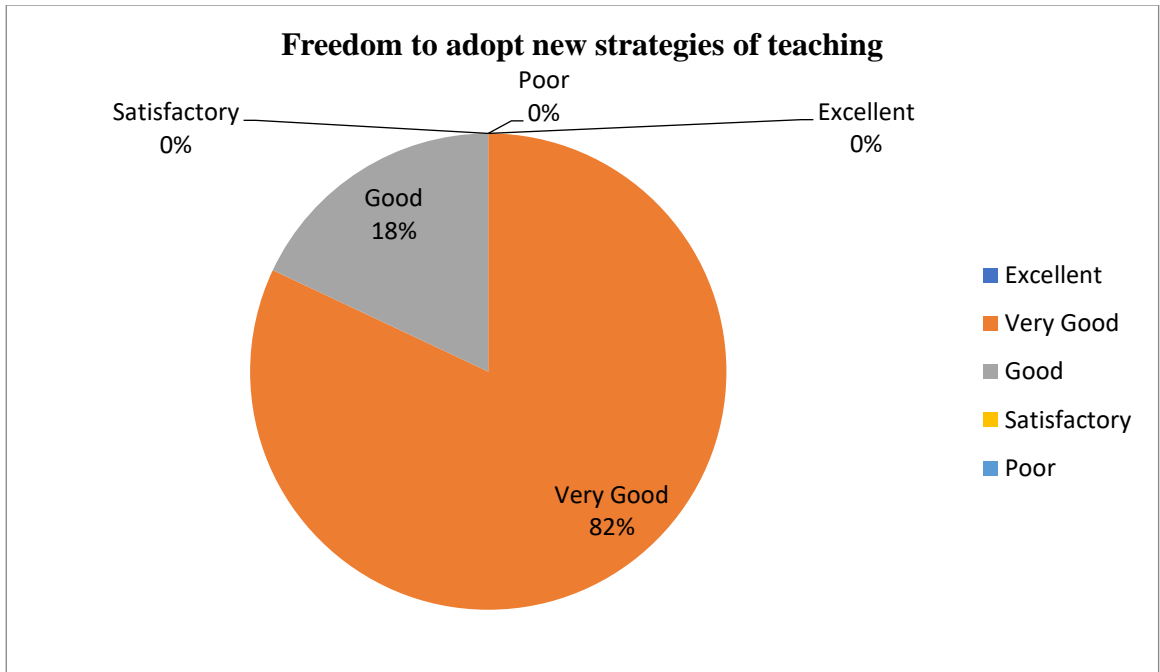


Figure 2.2

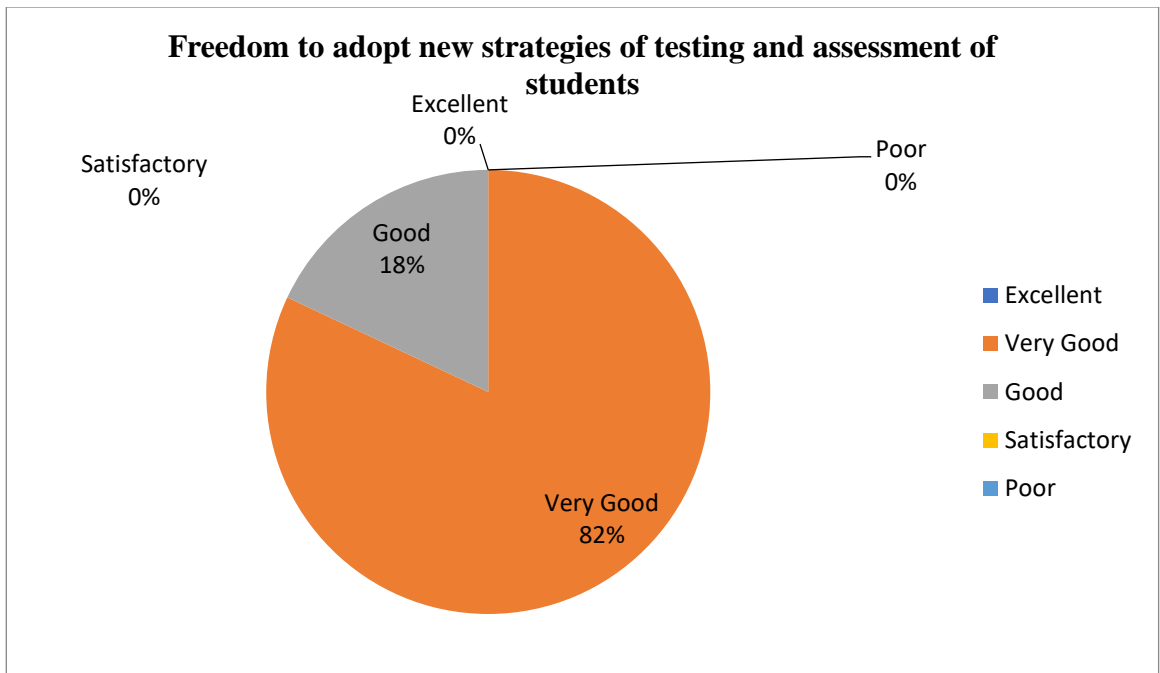


Figure 2.3

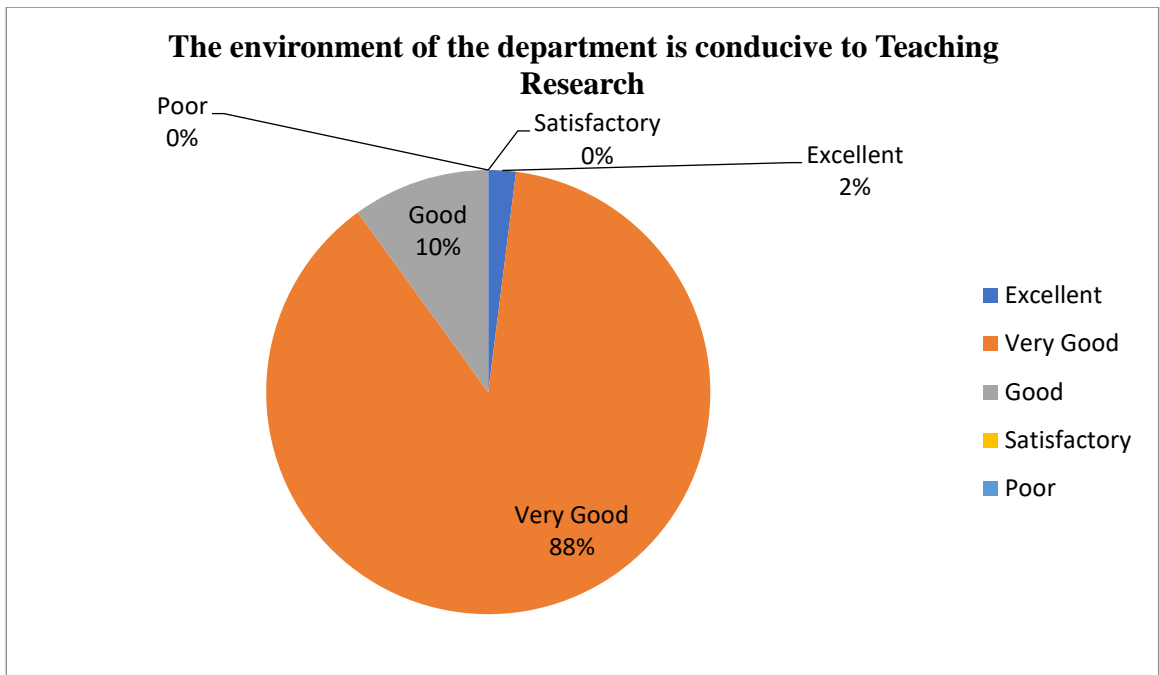
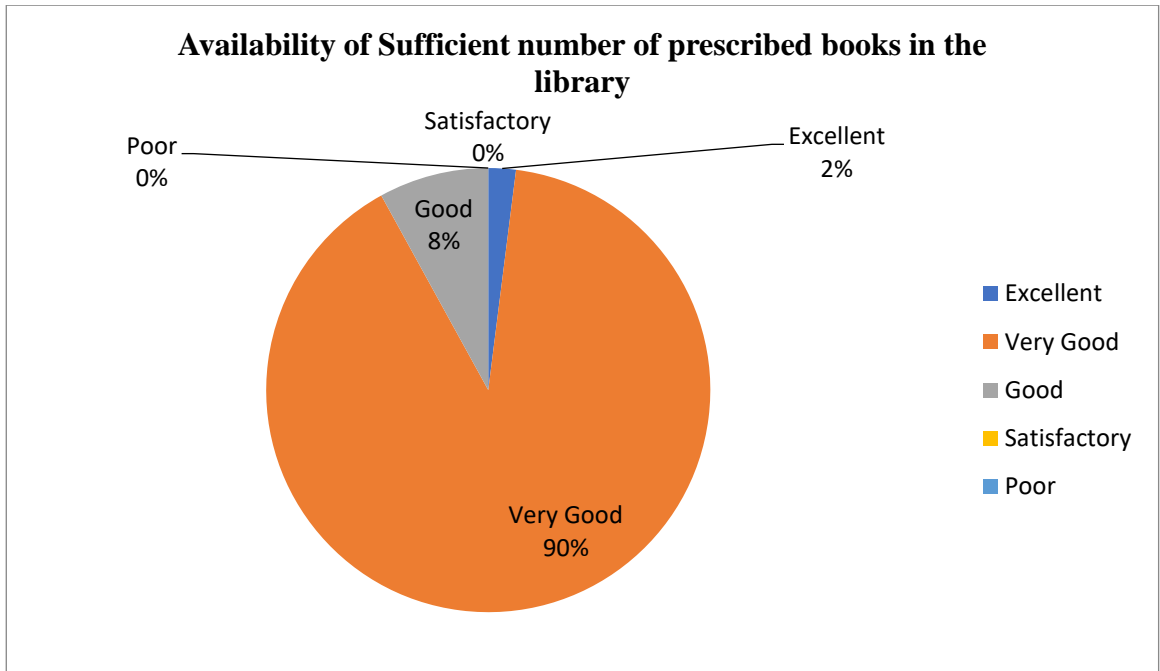


Figure 2.4



III. INFRASTRUCTURE

Infrastructure is the key base, for effective teaching-learning environment in academies. Education policy makers are increasingly focusing on the quality of education and Institutional learning environments. Detailed analysis was made under various criteria to discover the truth. Table 3 below portrayed the actual picture that, eighty seven per cent of respondents (49 teachers) marked their response as very good in connection with the query based on adequacy of classrooms and furniture.

Table 3
Infrastructure

SI.No:	Criteria	Excellent	Very Good	Good	Satisfactory	Poor
1	<i>Availability and adequacy of classrooms and furniture</i>	2	87	1	10	0
2	<i>Availability of teachers room and toilet</i>	4	86	10	0	0
3	<i>The labs are adequately equipped(whenever applicable)</i>	4	86	10	0	0
4	<i>ICT Facility in the College</i>	1	70	19	10	0
5.	<i>Internet and computer facility</i>	0	75	15	10	0
6.	<i>Facilities provided for sports activities</i>	0	47	21	32	0
7.	<i>College Canteen</i>	0	54	28	18	0

**All figures are in percentage.*

Availability of teacher's room and toilet facilities proves to be very good for eighty nine per cent of respondents (50 tutors), whereas queries based on adequately equipped lab facilities proves that, ninety per cent have very high satisfaction at the same time, fewer per cent (4 %) claimed the lab facilities to be excellent.

Information and communication technology facilities in the college proves to be very good for seventy one per cent of instructors, while ten per cent expressed that they are only moderately satisfied. Seventy five per cent of respondents expressed their views as very good in relation to internet and computer facility provided by the college, at the same time ten per cent (6 of them) opined that they are only abstemiously satisfied.

From the above table it is obvious that, forty seven per cent of tutors found facilities provided for sports activities are of very good; however thirty-two per cent of respondents are only soberly satisfied with the facilities offered. Canteen facilities seem to be very good for more than half per cent of respondents (54 per cent), but eighteen per cent of teachers commented it that they had an average satisfaction level.

The chart mentioned below gives the clarified picture,

Figure 3.1

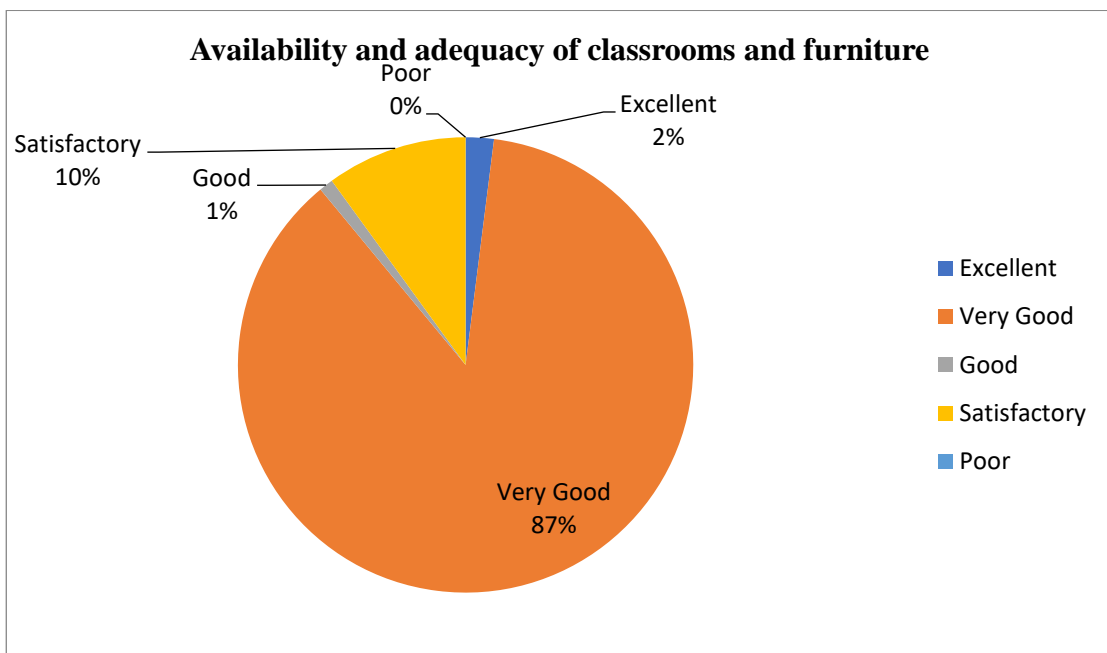


Figure 3.2

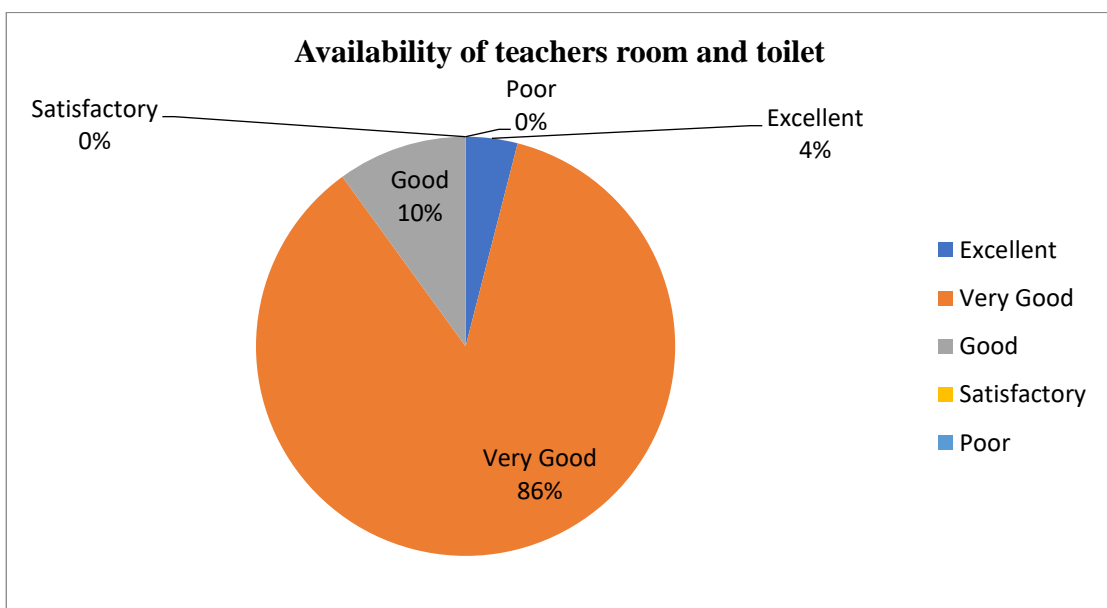


Figure 3.3

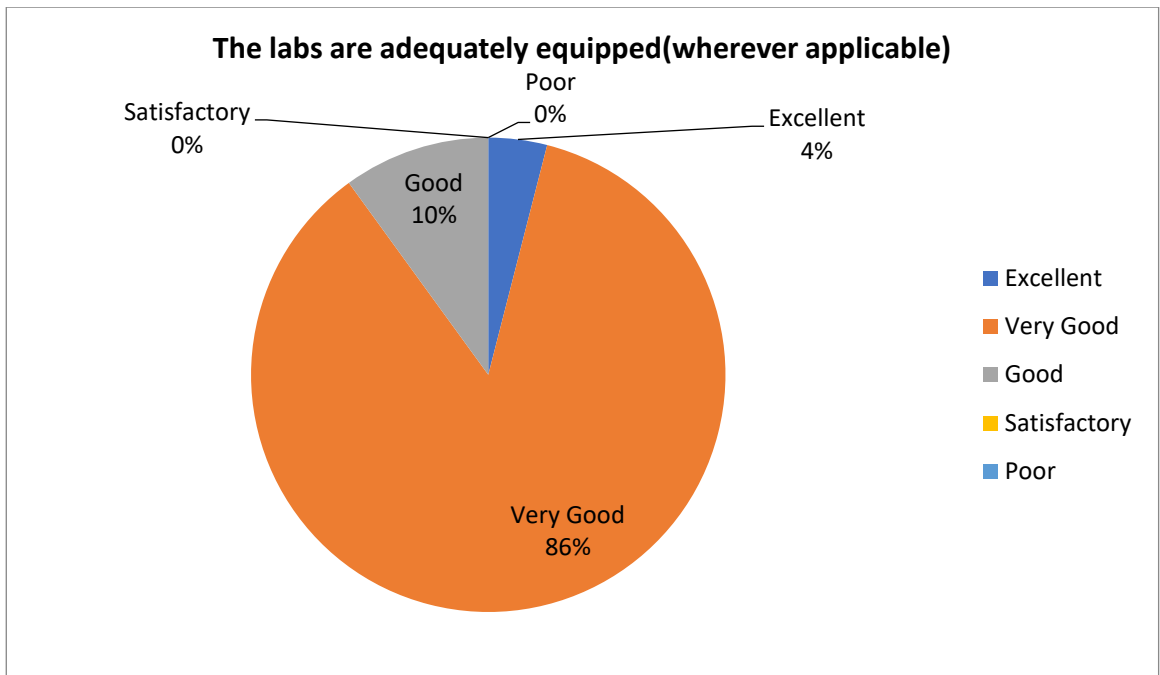


Figure 3.4

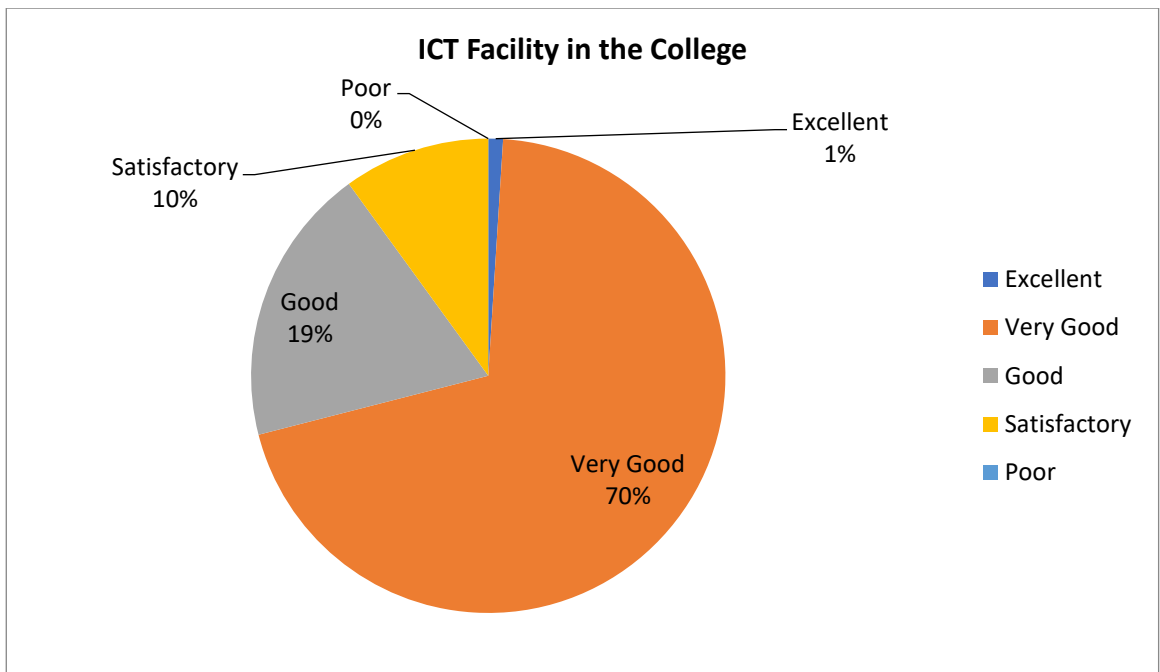


Figure 3.5

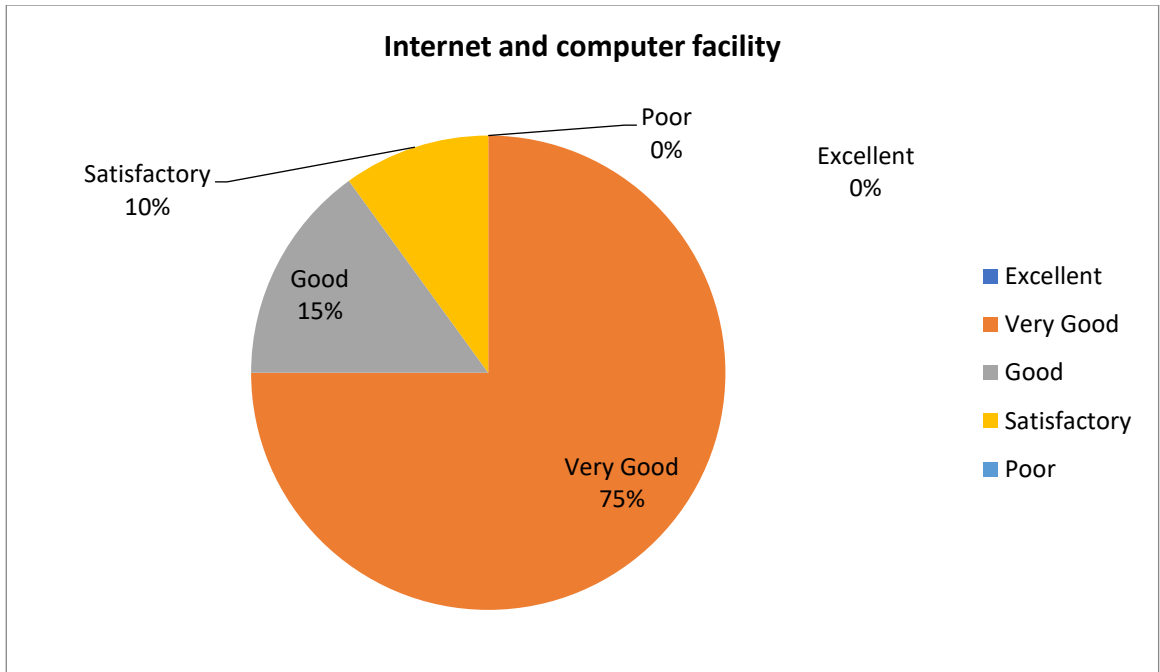


Figure 3.6

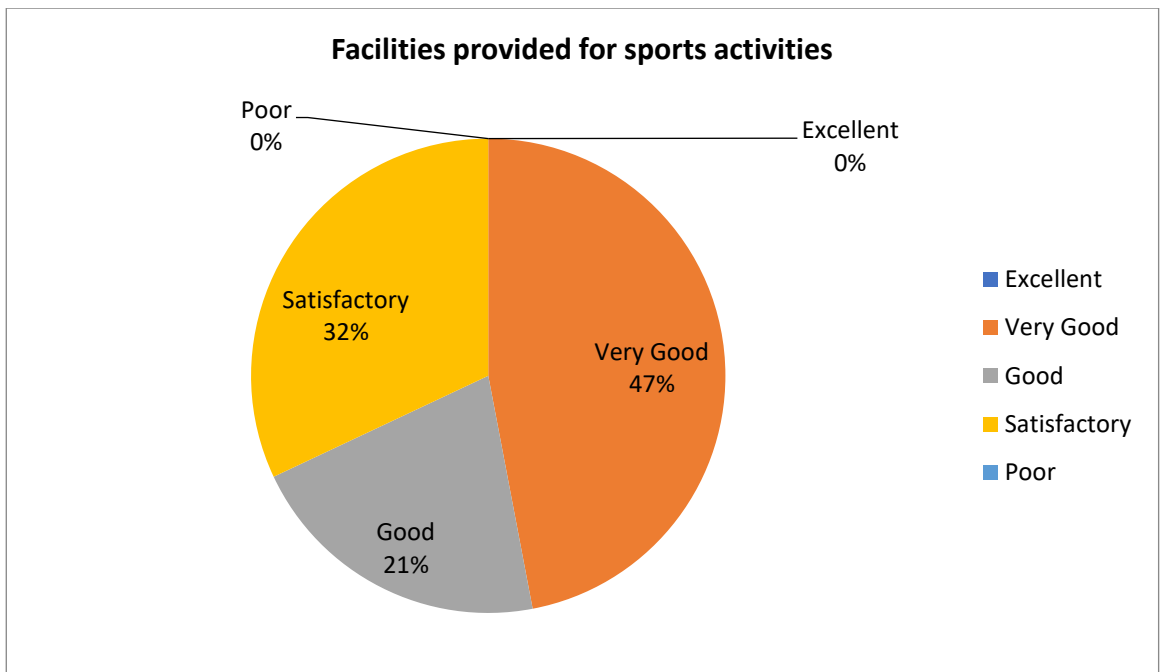
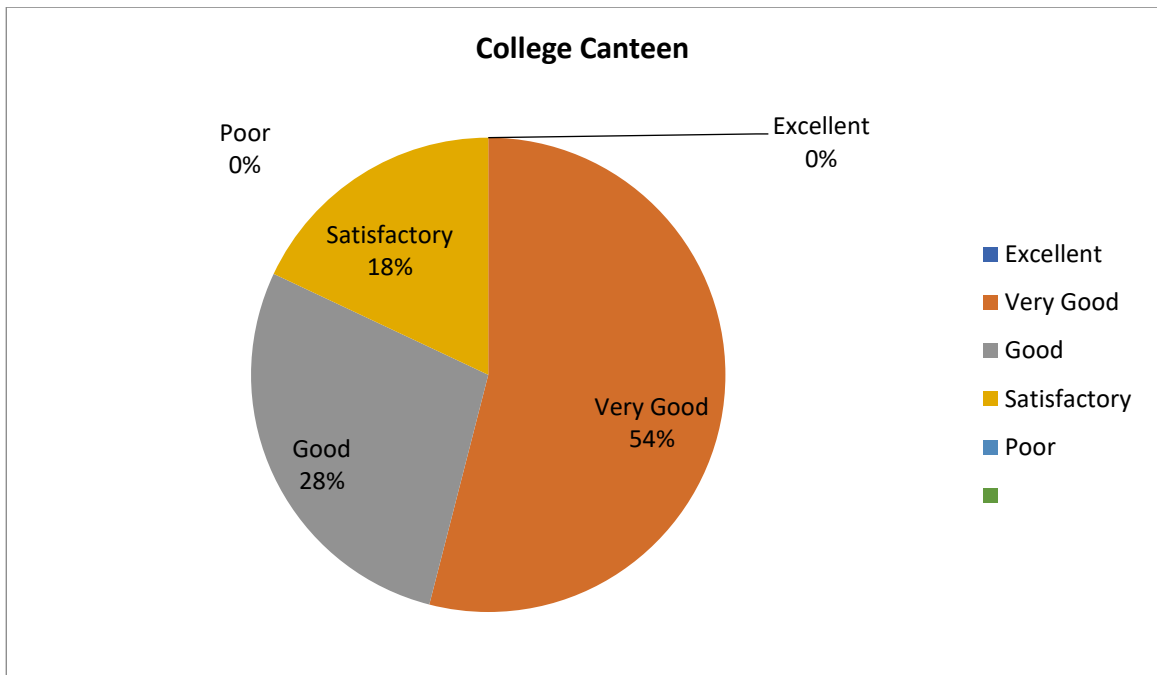


Figure 3.7



CONCLUSION

Ultimately, it can be analysed that, instructor's general response on Curriculum design & development, teaching learning and evaluation proves to have a very good response. At the same time, college need to give more emphasis in the perfection of norms in relation to infrastructure namely ICT facility, Internet and computer facility, amenities for sports activities and for college canteen facilities, while criteria of classroom and furniture availability, teachers room and rest room facilities, labs display the response of very high satisfaction from the coaching capacity.