



SREE VIDYADHI RAJA NSS COLLEGE, VAZHOOR

(Affiliated to Mahatma Gandhi University. Accredited by NAAC with B Grade)

FEEDBACK REPORTS

Analytical Report on Parent's Feedback

Analytical Report on Alumni Feedback

Analytical Report on Employers Feedback

Analytical Report on Students Feedback

Analytical Report on Teacher's Feedback

Academic Year 2019-2020



(Office) : 0481 2950252
(Principal) : 0481 2950082



www.svrnsscollege.com
info@svrnsscollege.com



Theerthapadapuram,
Vazhoor, Kottayam, Kerala,
India. PIN 686505

Analytical Report on Parent's Feedback

Parents have delivered the future of their children into the institute's hand, for that reason, they play a very central role in the development and enhancement of the quality of this learning experience. Parent's feedback allows the organization to evaluate its service providing and thus furnish in delivering excellent service towards the scholars. Statistical report based on parent's feedback concerning to various standards has been discussed below.

I. CURRICULUM DESIGN & DEVELOPMENT

Syllabus design refers to the ways in which we spot out the curriculum components. Curriculum designs attempts to address curriculum components. The present enquiry attempts to investigate the outfit of curriculum design and development based on the listed criteria.

The review results represented in the table below depicted that sixty-seven per cent, (out of 200 respondents) showed their high satisfaction level regarding the relevance of their wards programme, however two per cent among the total respondents marked their opinion as excellent. Queries based on wards satisfaction based on syllabus prove to be really nice for sixty-seven per cent (134 respondents).

Reponses based on opinion on the semester system also proves excellent for one per cent among parents and 128 of them opined their high satisfaction; but, fifteen per cent of them only showed their approval level as averagely satisfied. Considering the rating regarding internal evaluation of their ward proves to be highly satisfied for seventy-three per cent of respondents, whereas two per cent sensed to be outstanding.

Table: 1
Curriculum Design & Development

<i>SI.No.</i>	<i>Criteria</i>	<i>Excellent</i>	<i>Very Good</i>	<i>Good</i>	<i>Satisfactory</i>	<i>Poor</i>
<i>1</i>	<i>Relevance of your wards programme</i>	<i>2</i>	<i>67</i>	<i>20</i>	<i>11</i>	<i>0</i>
<i>2</i>	<i>Wards satisfaction on syllabus</i>	<i>2</i>	<i>65</i>	<i>20</i>	<i>13</i>	<i>0</i>
<i>3</i>	<i>Opinion on the semester system</i>	<i>1</i>	<i>64</i>	<i>20</i>	<i>15</i>	<i>0</i>
<i>4</i>	<i>Rating regarding the internal evaluation of your ward</i>	<i>2</i>	<i>73</i>	<i>20</i>	<i>5</i>	<i>0</i>

**All figures are in percentage.*

From the evaluation made it is undoubted that, all the more parents are highly satisfied with regards to the curriculum design and development.

Below indicated pictorial representation supports the justifications,

Figure: 1.1



Figure: 1.2

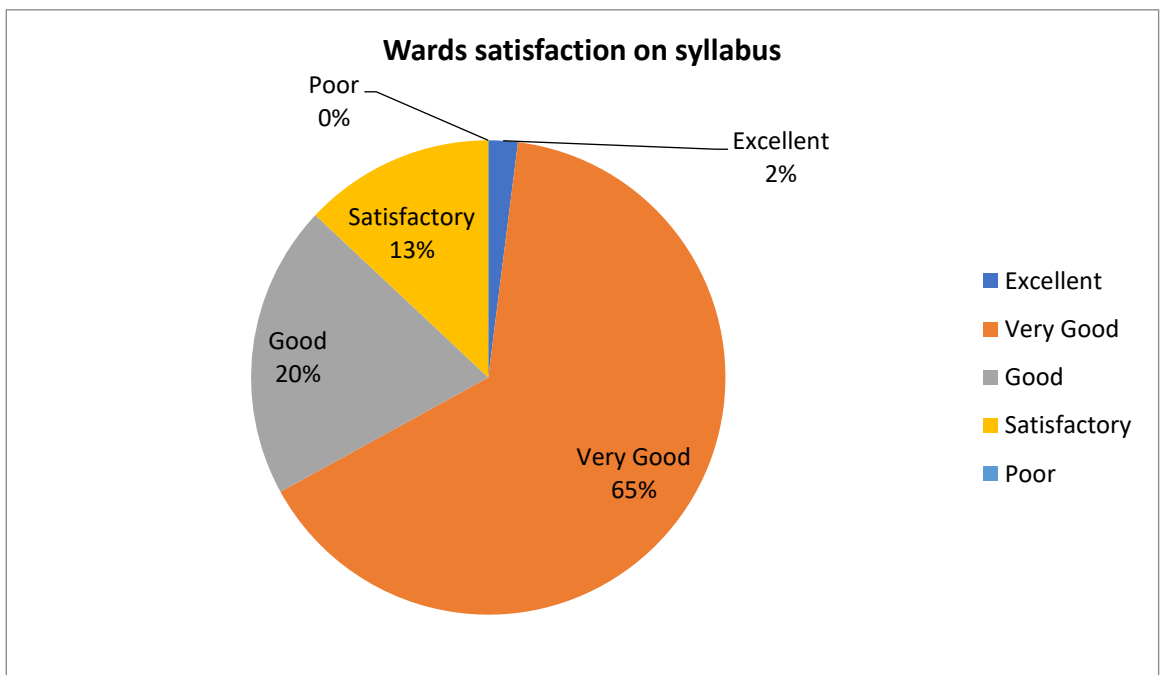


Figure: 1.3

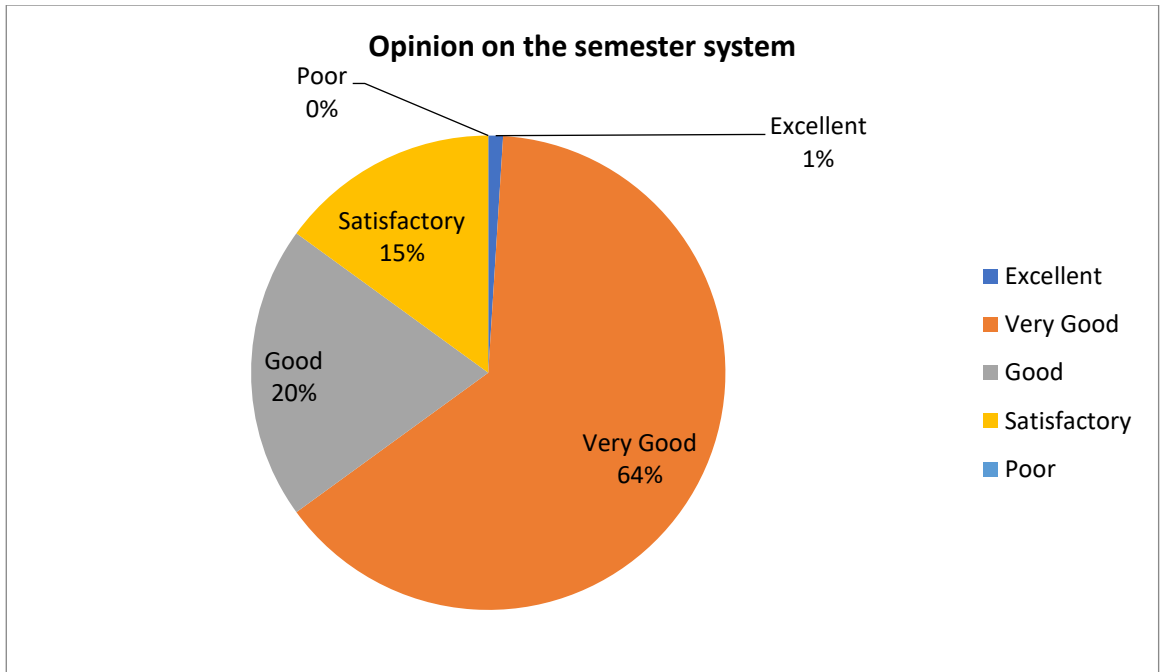
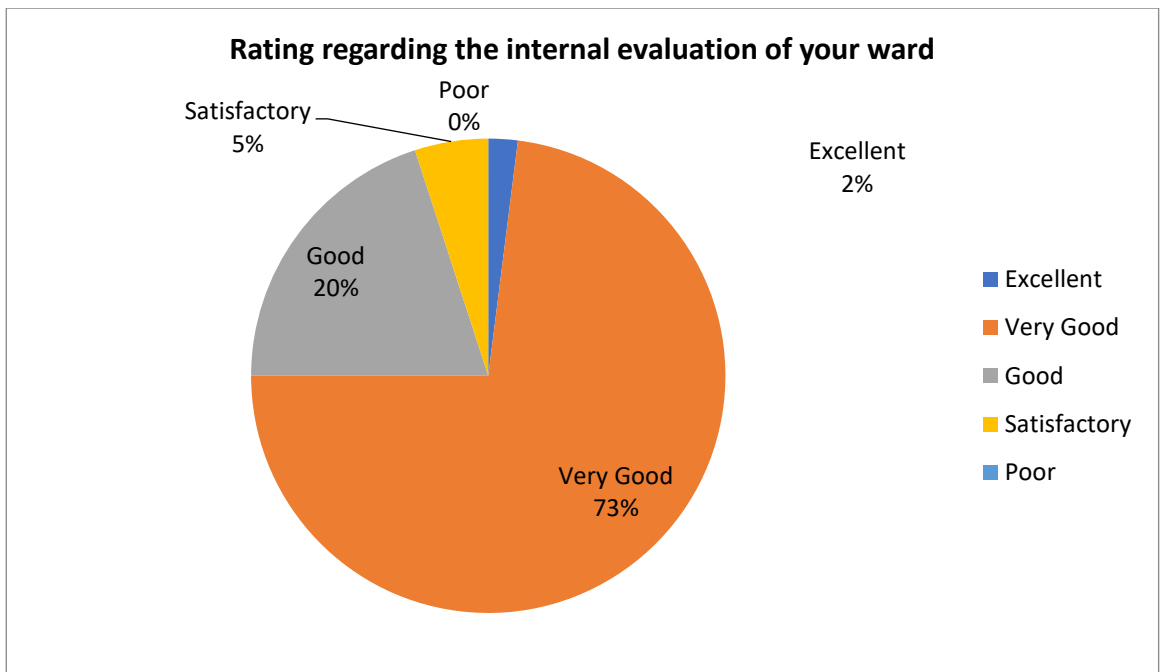


Figure: 1.4



II. GENERAL ASPECTS

Criteria based on general aspects includes, discipline within, teacher-student relationship, level of individual attention given to students, approach of

administrative staff, transparency in governance, wards exposure to adequate learning resources, wards overall performance, effectiveness of Parent Teachers Association & Parent Teacher Student get-togethers. Survey based on the above mentioned standards has been conducted and reported here with,

Majority of the parents (84 per cent of respondents) showed their high satisfaction regards to general discipline maintained in the college. Ninety six per cent among the total respondents opined their very high gratification concerning teacher-student relationship. Inquiries based on level of individual attention given to students also prove to have their satisfaction at the highest level (views of 94 per cent respondents). Ninety two per cent, among the total respondents of 200 also claimed their views based on the approach of administrative staff, found very noble.

The majority (87 per cent) opined that they are highly satisfied with the transparency in governance of the college. For the turn relating to wards exposure to adequate learning resources, the majority responds that they are highly satisfied (85per cent). Based on wards overall performance, most of the parents (81 per cent) expressed their great satisfaction level, but meagre per cent (4 per cent) are of the assessment that they are only moderately satisfied. Rating of PTA & PTS also proves to be high satisfactory for the majority (87 per cent), however four per cent remarked it as ascetically acceptable.

Table 2
General Aspects

SI.No.	Criteria	Excellent	Very Good	Good	Satisfactory	Poor
1	General Discipline of the College	4	80	16	0	0
2	Teacher –Student Relationship	12	84	4	0	0
3	Level of individual attention given to students	8	86	6	0	0
4	Approach of the administrative staff	9	83	8	0	0
5	Transparency of governance	6	81	13	0	0
6	Your wards exposure to adequate learning resources	1	84	12	3	0
7	Your wards overall performance	1	80	15	4	0
8	Rate PTA & PTS effectiveness	3	84	9	4	0

**All figures are in percentage.*

Directly above-mentioned fact-finding analysis deals with the impression of parents based on the general aspects, from the survey it is now clear that, most of the parents are highly satisfied with the general aspects, however certain improvements needed to be made in the areas of exposure to learning resources, wards overall performance & involvements of PTA & PTS.

The diagram revealed below gives the clarified picture,

Figure 2.1

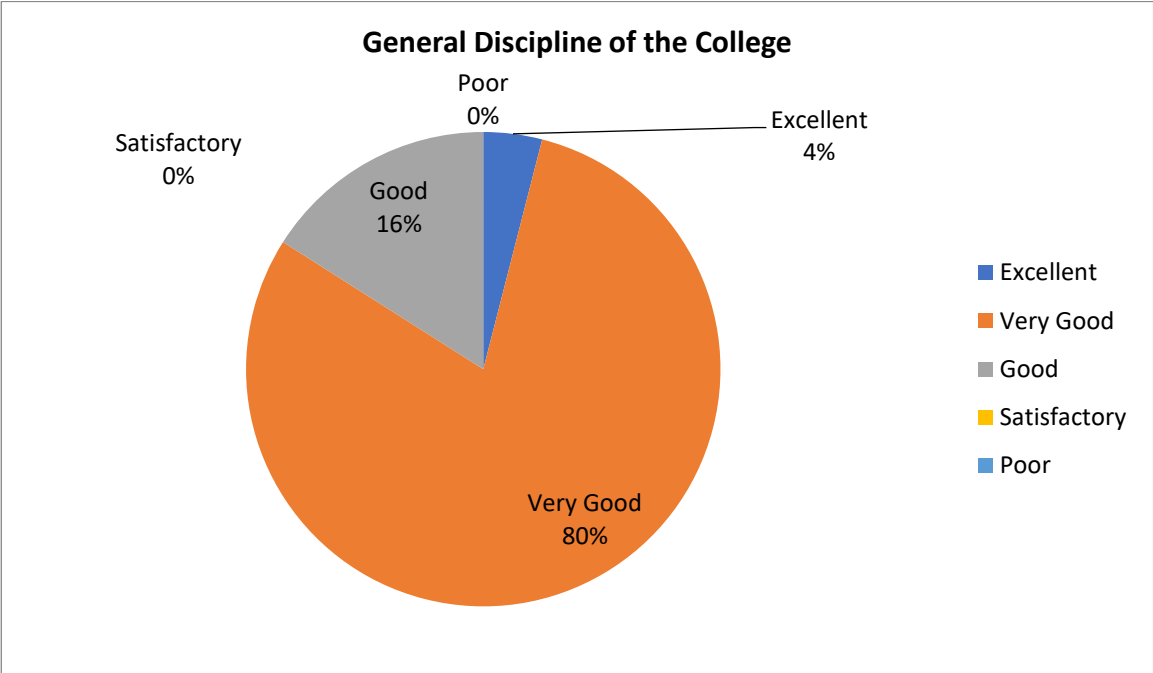


Figure 2.2

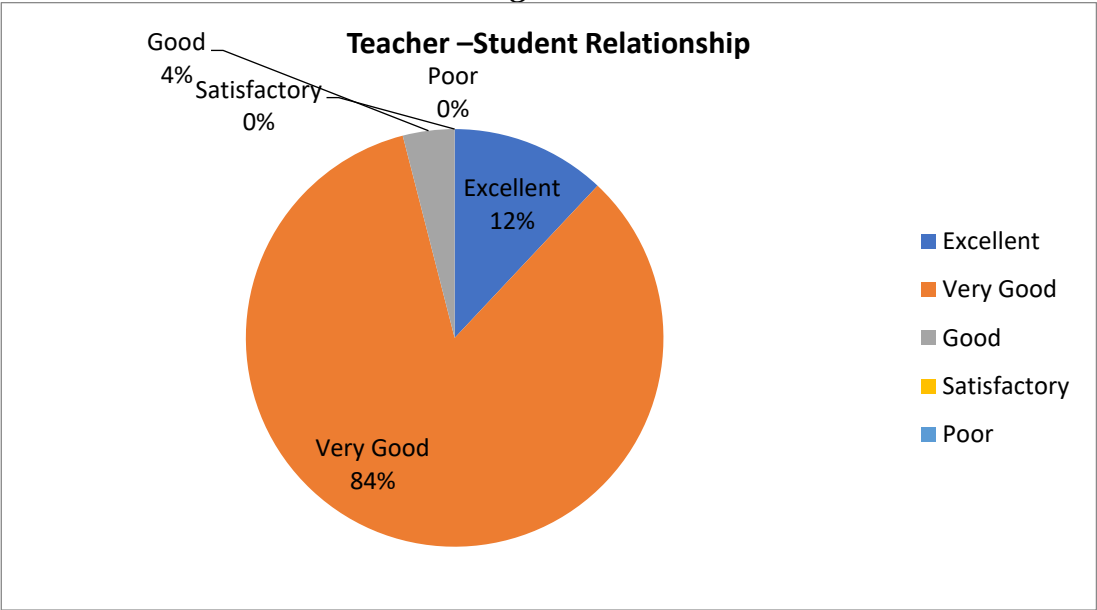


Figure 2.3

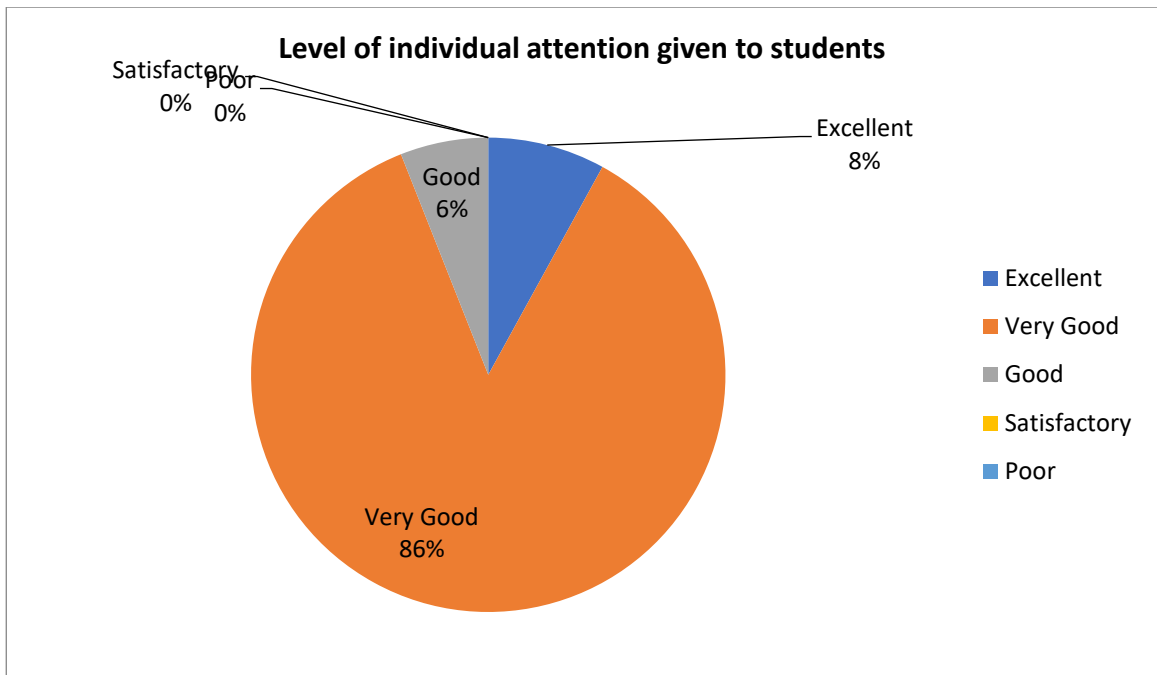


Figure 2.4

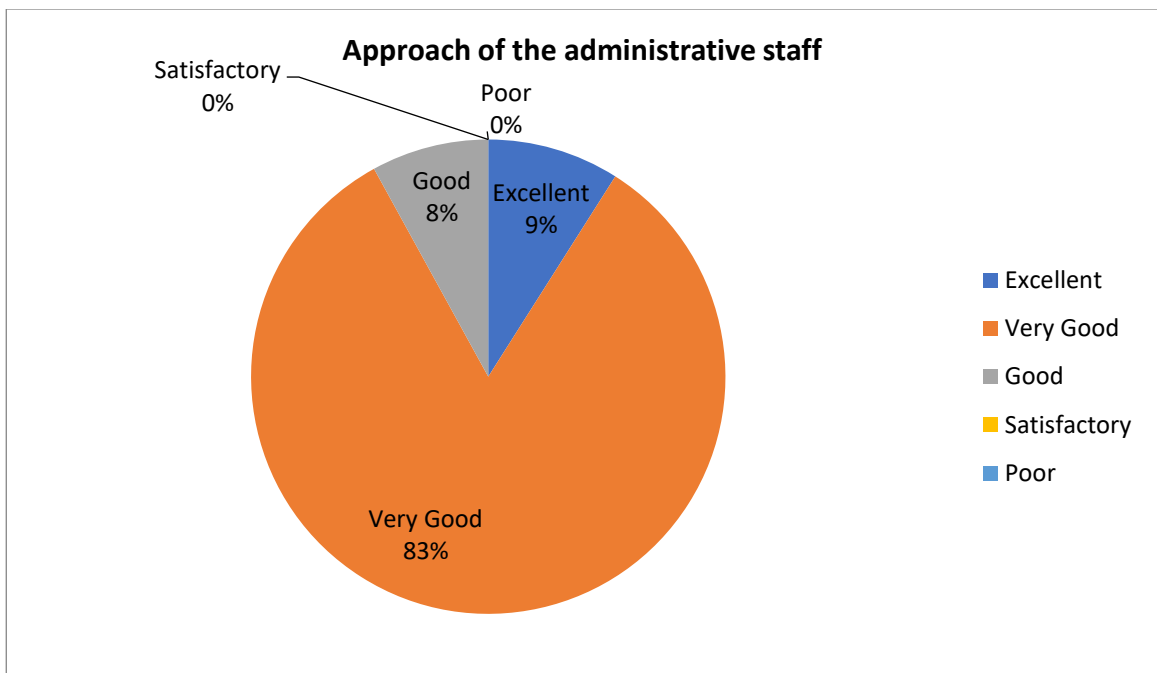


Figure 2.5

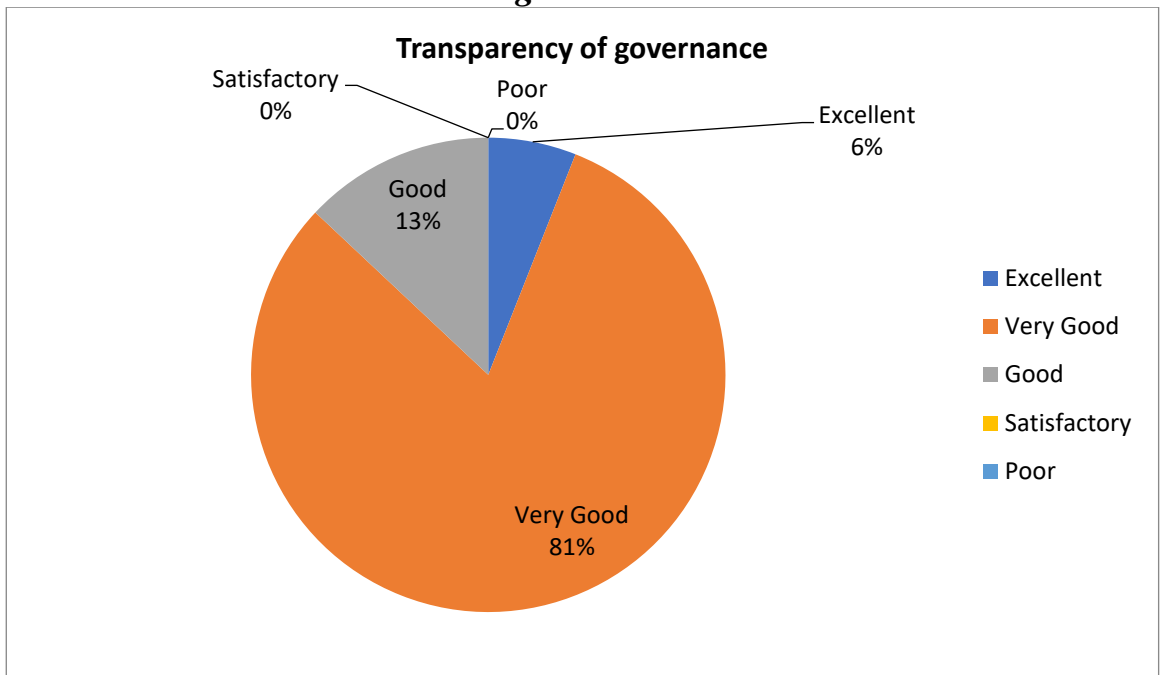


Figure 2.6

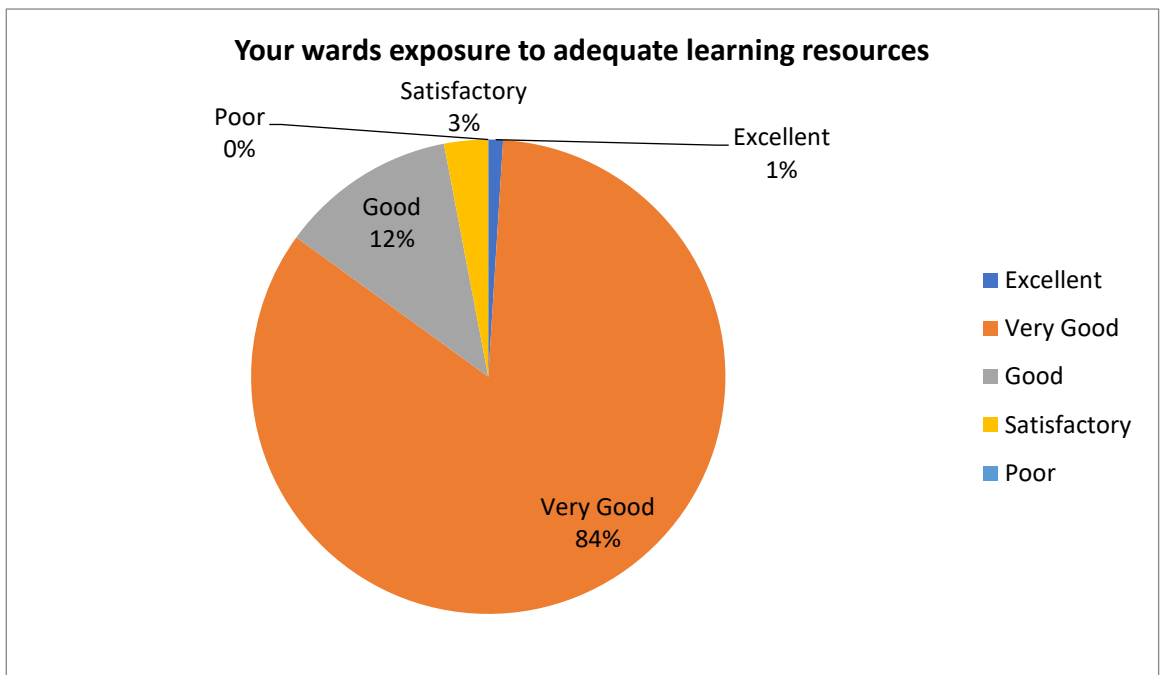


Figure 2.7

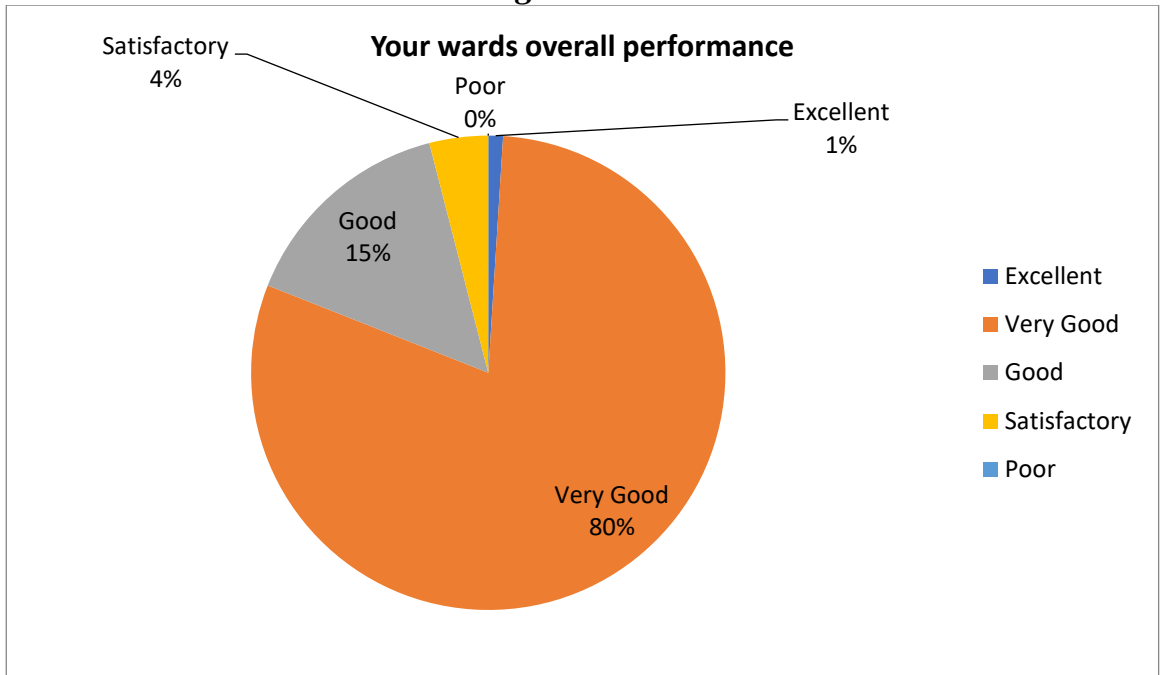
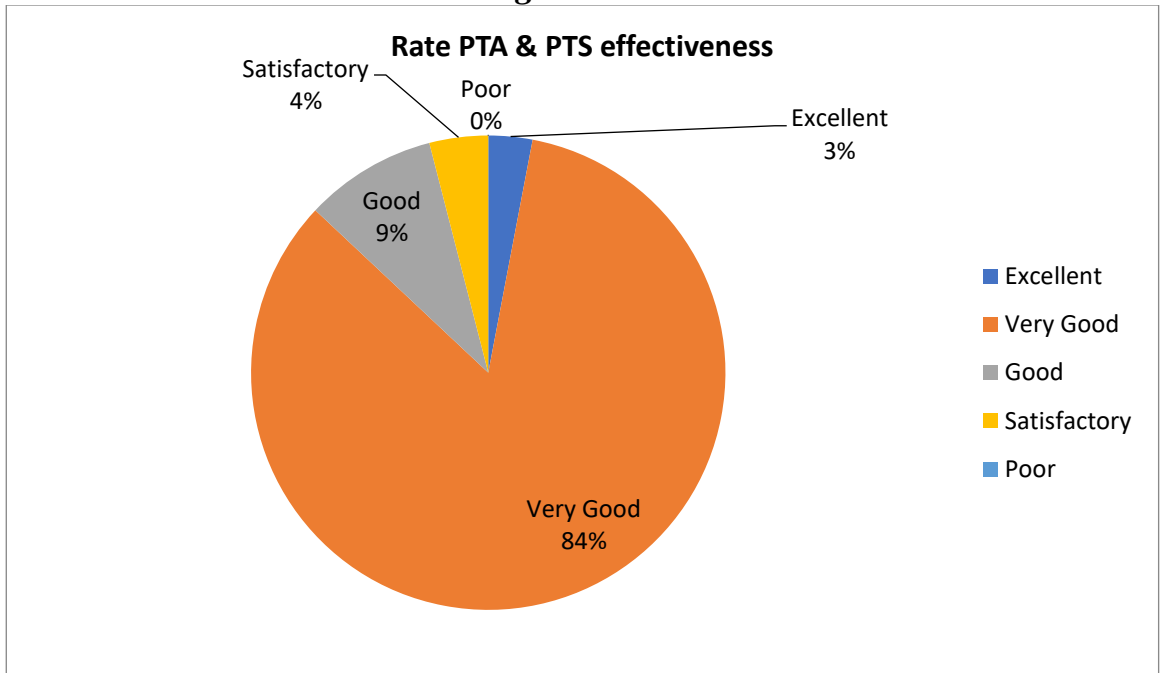


Figure 2.8



CONCLUSION

Finally, it is to be analysed that, generally parents are of highly satisfied with the criteria's mentioned above based on global aspects. Institution can exert some more efforts to strengthen the areas of student's exposure to learning resources and to improve their overall performance. PTA & PTS can be held in timely interludes.

Analytical Report on Alumni Feedback

The Institution considers its alumni as a cherished source of information. Alumni feedback offers important viewpoints for assessing academic programs and student services. The feedback occupies a protruding position in the strategic progression policies. Statistical report based on alumni feedback regarding numerous standards has been discussed below.

I. GENERAL ASPECTS

For the examination, queries based on criteria such as, relevance of syllabus that contributed for their overall development, views on the initiatives put forward by the institution to improve their calibre, infrastructure facility within, library and internet facility, faculty profile and all the more the rapport maintained with them by the institution was also asked.

Grounded on the clarifications received from the alumni it has been reported that, eighty-three per cent of respondents (166 respondents out of the total, 200) opined that they are highly satisfied with the relevance of syllabus that leads to their overall development. Considering the academics initiatives, taken by the institution to improve the calibre of students proves to be very good for eighty-one per cent of respondents, whereas two percent feels to be fabulous. Towards the introduction of grading system, the majority ninety three per cent opined a very high-level satisfaction.

Interrogations respect to level of infrastructure proves to have high satisfactory for seventy-two per cent of respondents (144 people), at the same time, ten per cent is having their reservations. Survey based on library and internet facility proves to be very nice for fifty-seven per cent of defendants, whereas fourteen per cent shows their hesitations. Eighty-six per cent (172 alumni's) opined that, they are highly satisfied with the transparency in

admission procedure, while four per cent marked its as special.

Faculty profile in the college felt to be very much appreciative for the majority of respondents (86 per cent), but when the query of institutions adherence to the suggestions of alumni are asked, only less than the half (forty-four per cent) responded as they are highly satisfied, whereas twenty one percent expressed their doubts.

Only thirty-eight per cent expressed their views as they are highly satisfied with the institution's rapport with them, while twenty-four per cent had their own uncertainties. Queries relating to role of alumni in the overall development of the college proves to be highly satisfied, only for twenty-nine per cent of respondents, while twenty-four per cent remarked they are only moderately satisfied and twelve per cent opined their experience as poor.

Table: 1
General Aspects

SI.No.	Criteria	Excellent	Very Good	Good	Satisfactory	Poor
1	Relevance of syllabus on your overall development	5	78	17	0	0
2	Academics initiatives taken by the institution to improve the calibre of the students	2	81	17	0	0
3	Rate your satisfaction towards introduction of grading system	5	88	7	0	0
4	Level of infrastructure facility in the college	0	72	18	7	3
5	Library and internet facility in the college	0	57	29	9	5
6	Transparency in the admission procedure	4	86	10	0	0
7	Faculty profile of the college	2	84	14	0	0
8	Whether the institution adhered to the suggestions put forward by the alumni	3	41	35	10	11
9	The institutions rapport with alumni	2	36	38	11	13
10	Role of alumni in the overall development of the college	2	27	35	24	12

*All figures are in percentage.

Below showed graphic representation supports the justifications,

Figure: 1.1

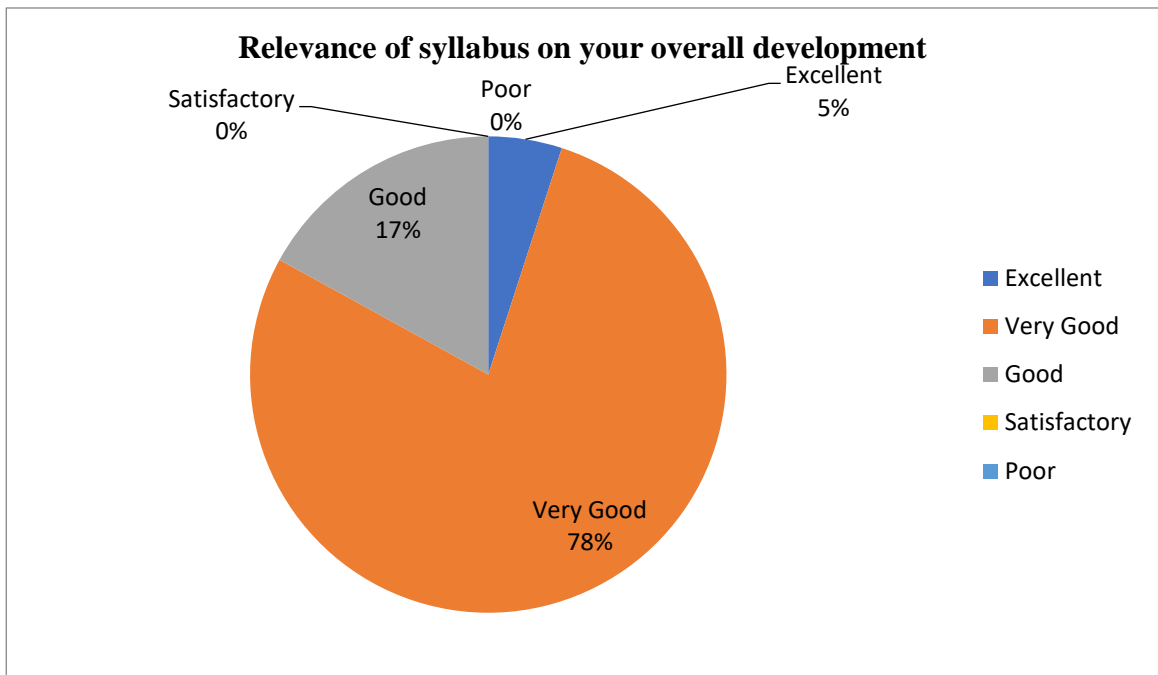


Figure: 1.2

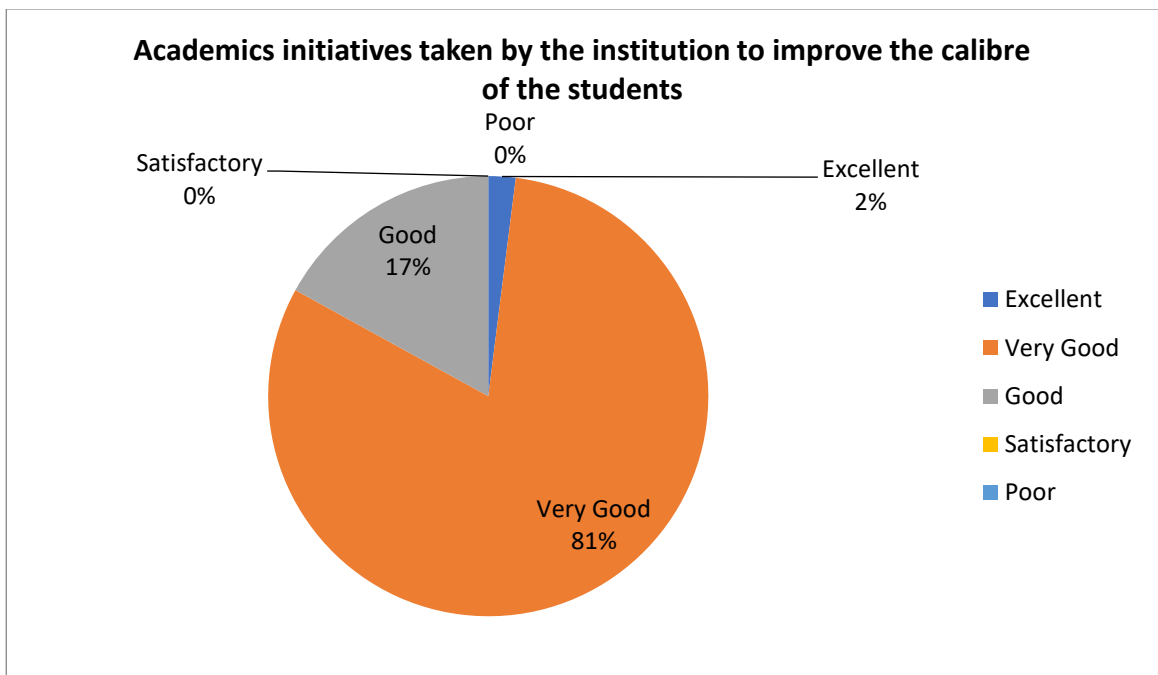


Figure: 1.3

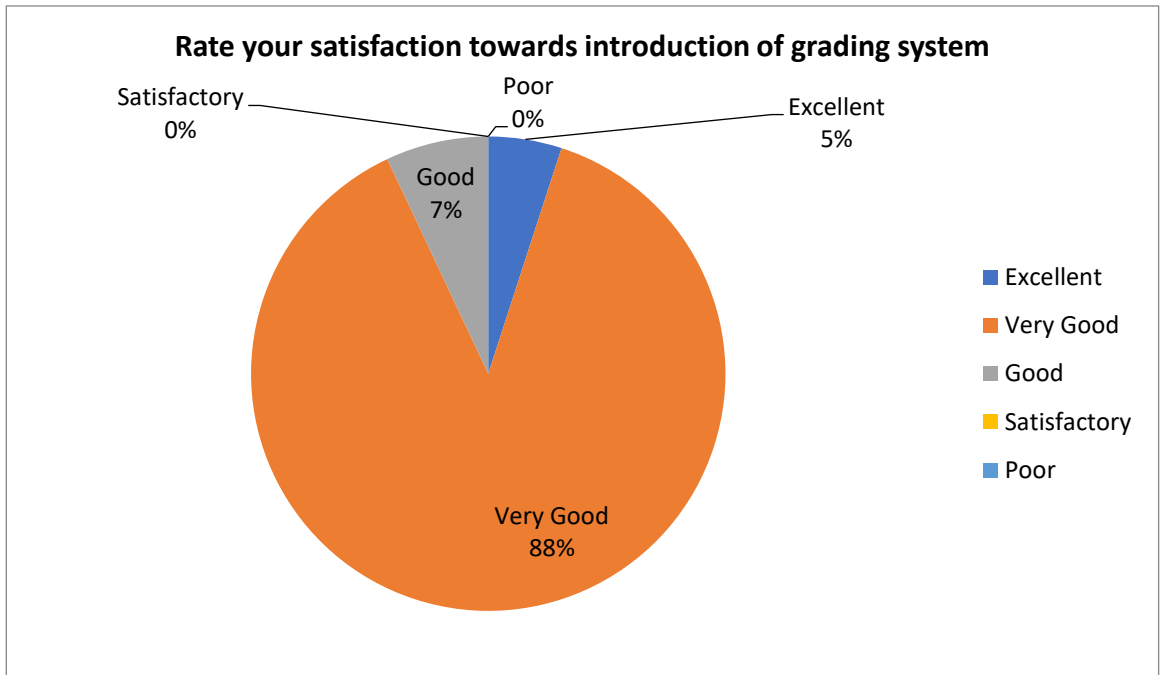


Figure: 1.4

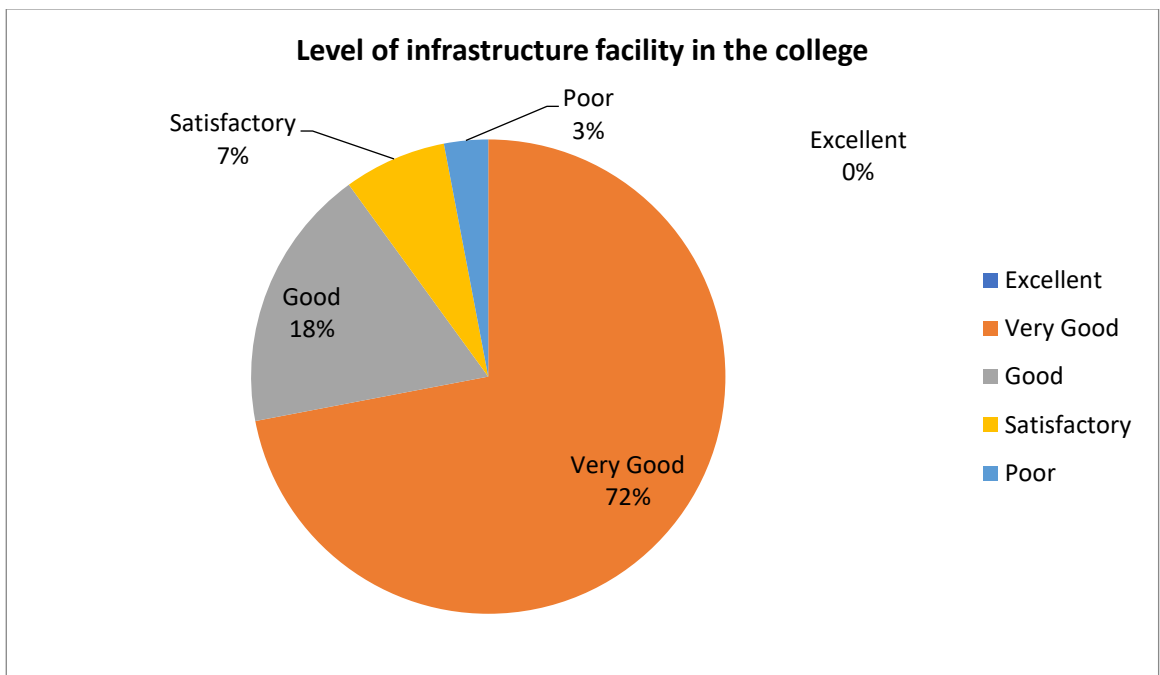


Figure: 1.5

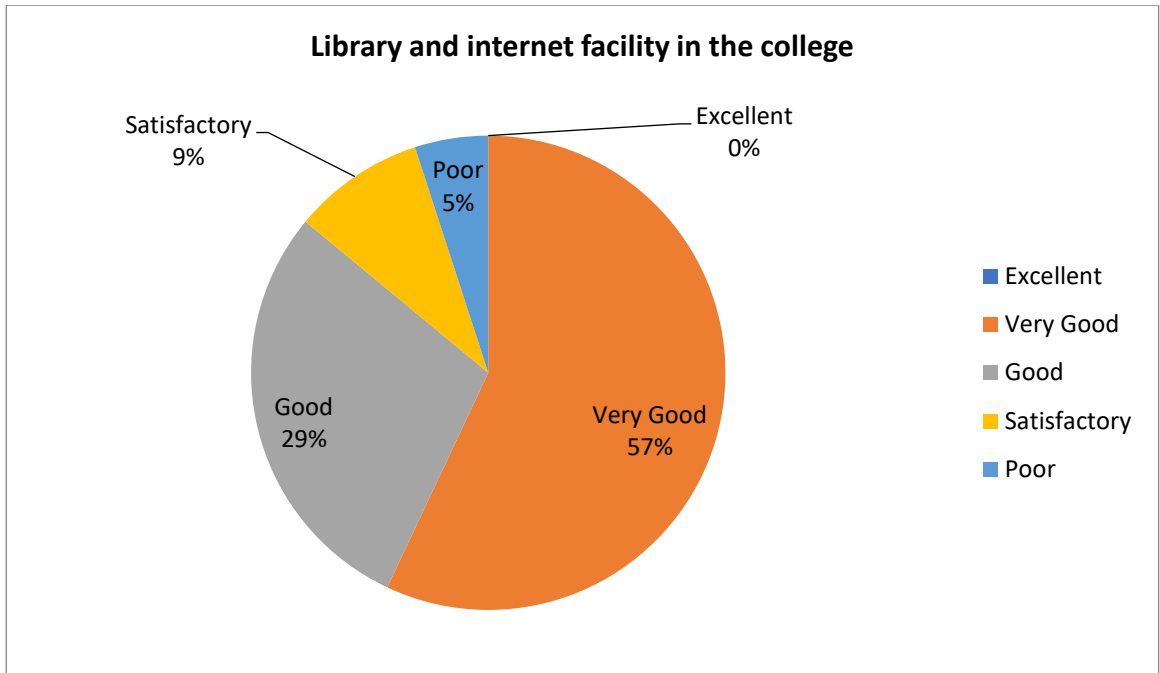


Figure: 1.6

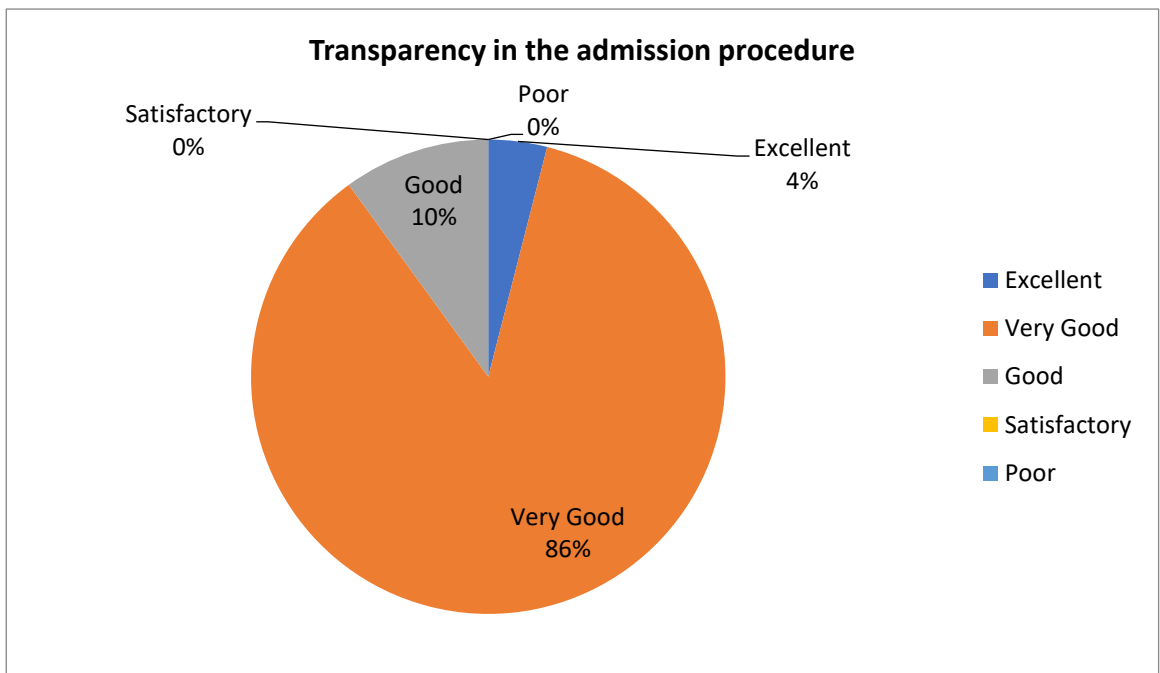


Figure: 1.7

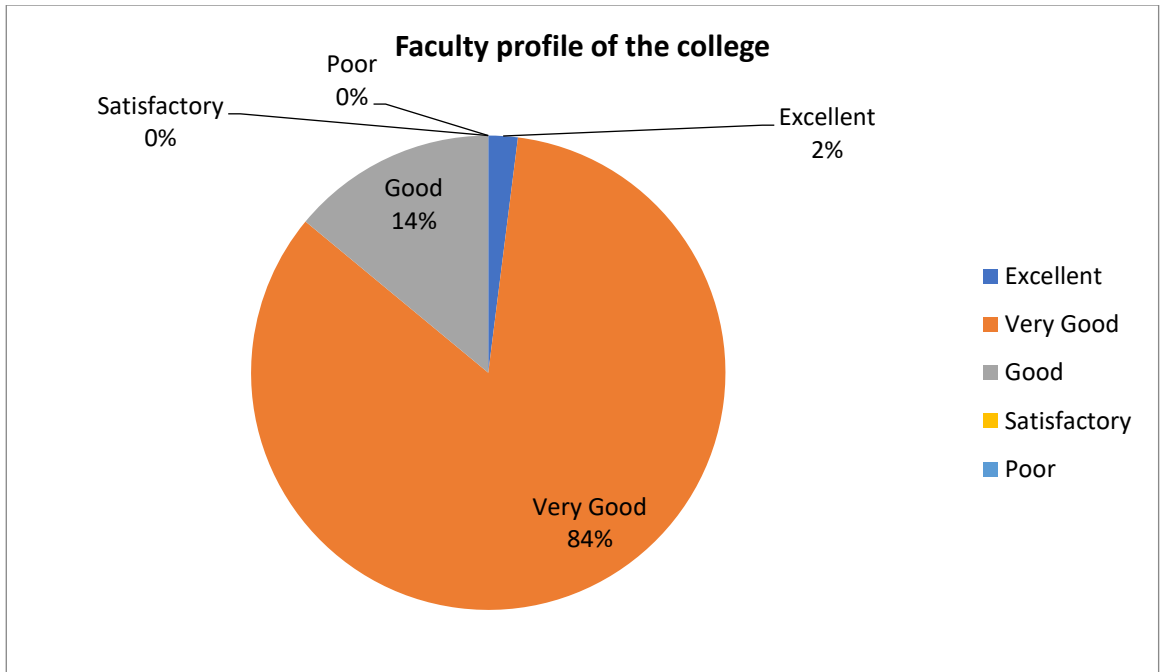


Figure: 1.8

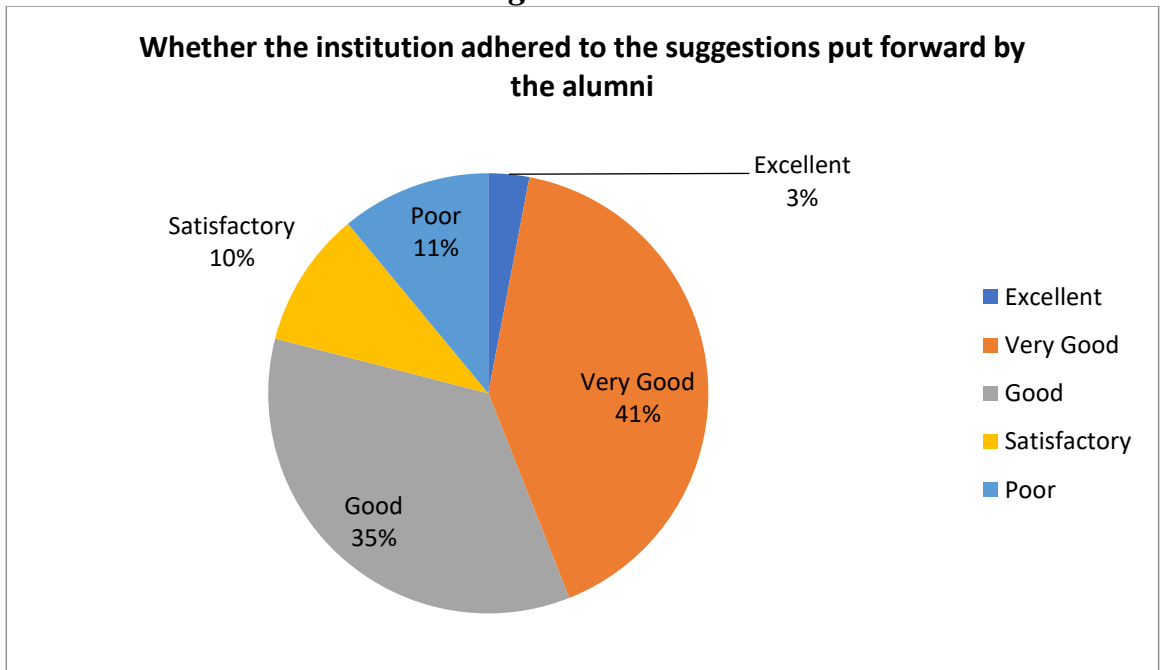


Figure: 1.9

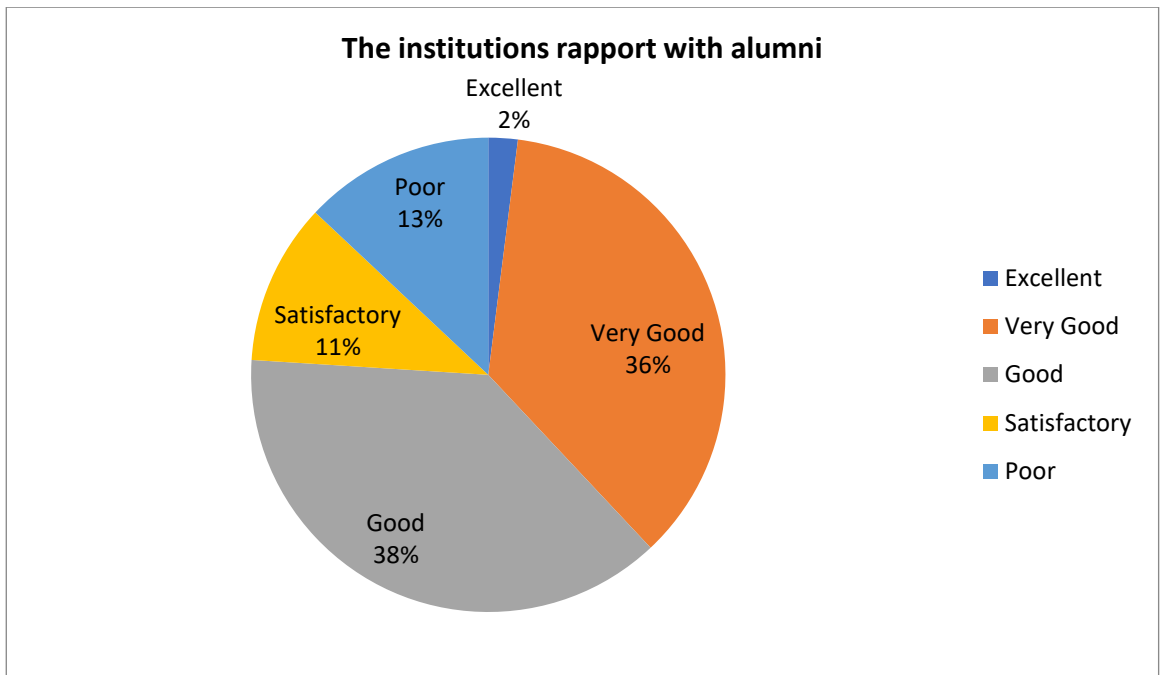
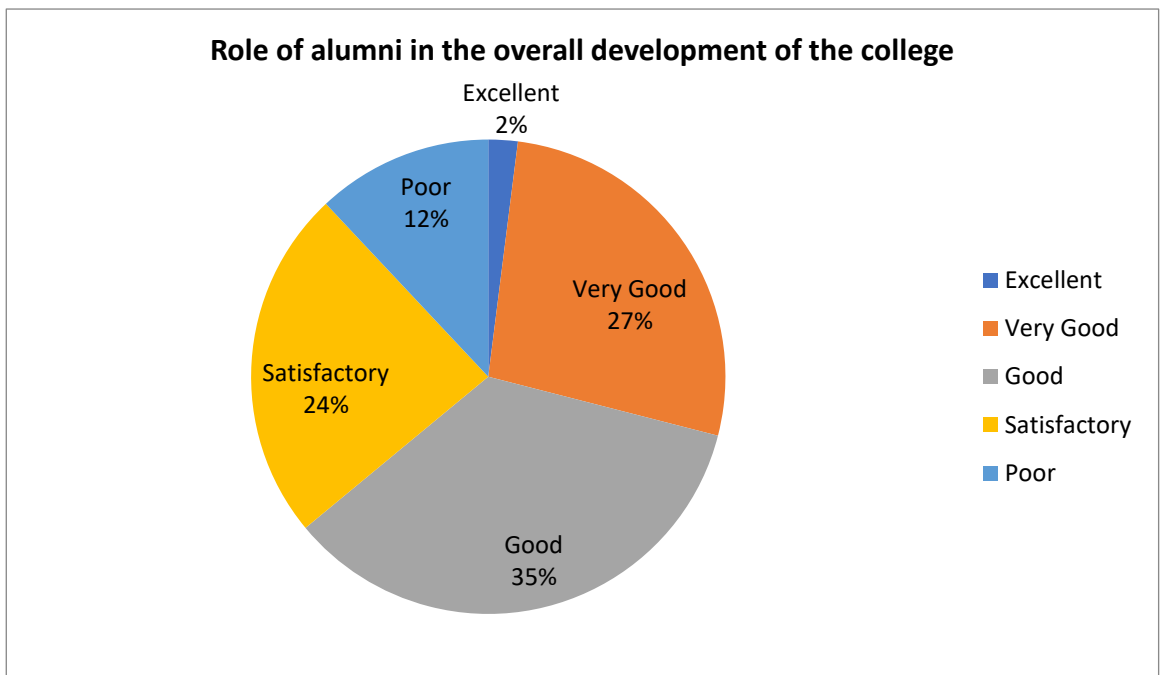


Figure: 1.10



CONCLUSION

Tersely, it is to be analysed that, in general, alumina's are of highly satisfied with the criteria's mentioned based on relevance of syllabus for their overall development, academics initiatives taken by the institution to improve the calibre of students, grading system, transparency in the admission procedure, and the faculty profile of the college, whereas they had expressed their hesitations regards to level of infrastructure facility, library and internet facility, institutions adherence to the suggestions put forward by alumni, institutions rapport with alumni, and about the role of alumni in the overall development of the college, for that reason, college need to put more effort to enhance such energies.

Analytical Report on Employers Feedback

Student Placements grasp a great importance for Educational Institutes. It may help a student in building a strong foundation for the professional career ahead, without facing the real-world job struggle, peer-competition or family pressure. A good appointment record gives a competitive edge to an Institution in the Educational Market. Student with a foot-in- the-door opportunity enables them to start off their career right after they have completed their course curriculum. Furthermore, they get to interact and engage with the industry Professionals during the placement drives, which further help them to lay a foundation for their prospective career in the future as they disseminate with potential contacts from their chosen vocation field. Mostly it seems, Students are placed in IT Sectors, Banking, Teaching, Defence field etc., moreover when their Employer feedback is considered, it is the most determinant of the success of this prestigious sEducational Institution. A well drafted questionnaire was set forth with queries based on syllabus and its transaction, and was asked to fill in by the employers.

Beginning the survey conducted for the academic year 19-20 based on several general aspects, it is been revealed form the table below that, eighty two per cent of the respondents (15 employers out of the total 18) are of the opinion that they are highly satisfied with the career orientation efforts exerted by the Institution for upgrading the student community whereas thirteen per cent comments to be good and only a meagre five per cent expressed their reservations.

Demands regards to the influence of curriculum leading towards the

successfulness of students in meeting the social needs also proves to be very good for eighty one per cent of respondents whereas nine per cent expressed their misgivings. Enquiries based on promoting the skills of students for facing the competitive examinations proves to be respectable for seventy six per cent of respondents and only a meagre 4 per cent remarked their satisfaction as moderate.

Invoking critical thinking and reasoning proves to be really nice for twenty seven per cent of respondents and sixty eight per cent feels to be good enough. While deciding about the relevance of curriculum in meeting the societal development more than the half per cent of respondents (52 per cent) marked as excellent, at the same time, curriculum relevance to meet the industrial needs was considered it is found to be fantastic for seventy eight per cent of respondents.

Inquiries based on promotion of team work and leadership with the aid of curriculum proves to be good for seventy eight per cent of respondents. Dealing with fostering culture of innovation proves to be satisfactory for the mainstream (sixty two per cent). Interrogation based on coping of curriculum with the new methods and technology proves to be fabulous for twenty five per cent of employers and virtuous for sixty eight per cent of employers whereas seven per cent found to be acceptable only.

Table No. 1
Syllabus & its Transaction

SI No.	Criteria	Excellent	Very good	Good	Satisfactory	Poor
1	Career Orientation	0	82	13	3	2
2	Meeting social needs	0	80	10	7	3
3	Promote skills for competitive Examinations	0	20	76	3	1
4	Critical Thinking and reasoning	0	27	68	3	2
5	Curriculum Leads to societal Development	51	20	20	9	0
6	Curriculum has Relevance to meet industrial needs	0	78	13	8	1
7	Curriculum Promotes team work and leadership	0	13	78	9	0
8	Fostering culture of innovation	0	9	28	63	0
9	Cops with new methods and Technology	0	25	68	7	0

Below represented pictorial graphs supports the justifications,

Figure 1

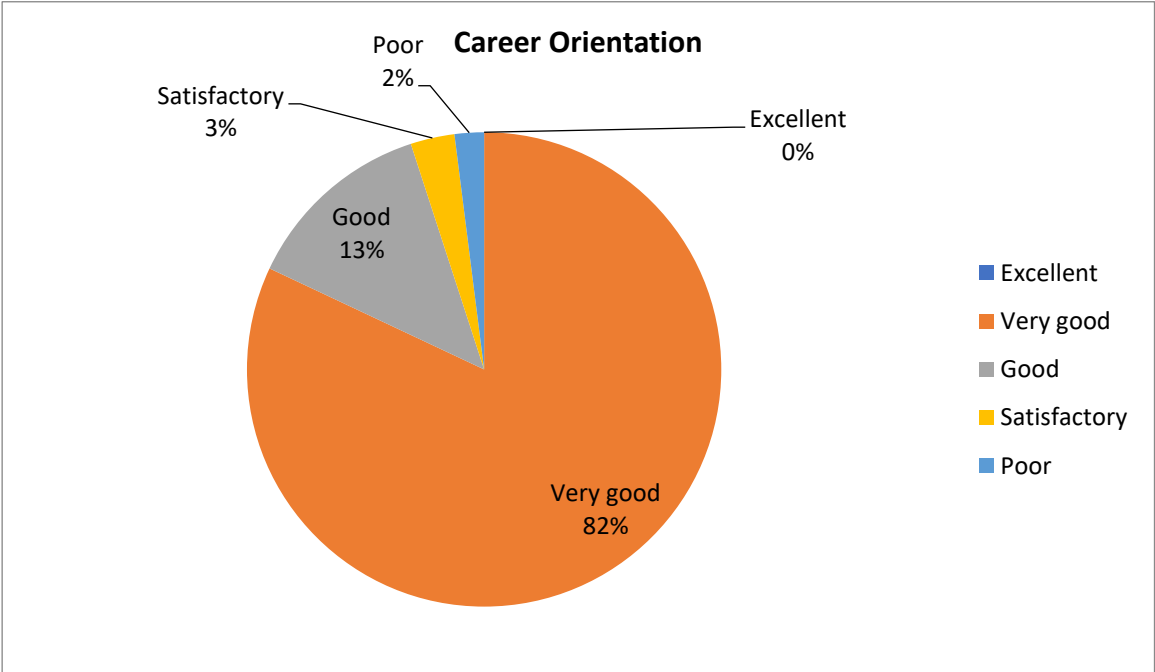


Figure 2

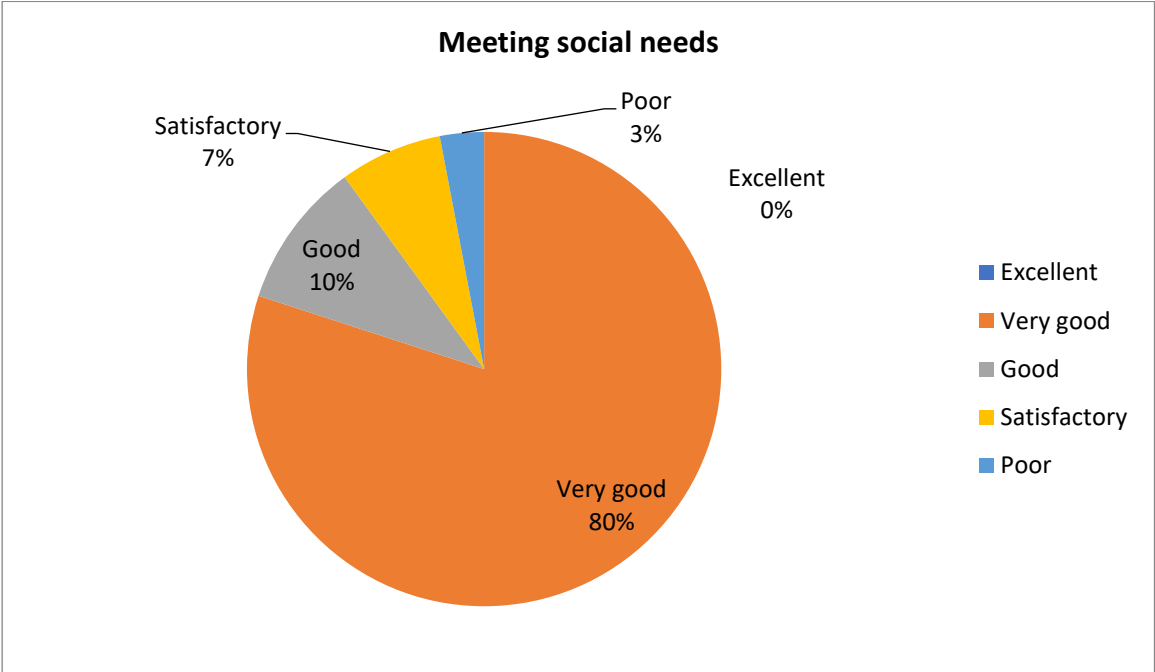


Figure 3

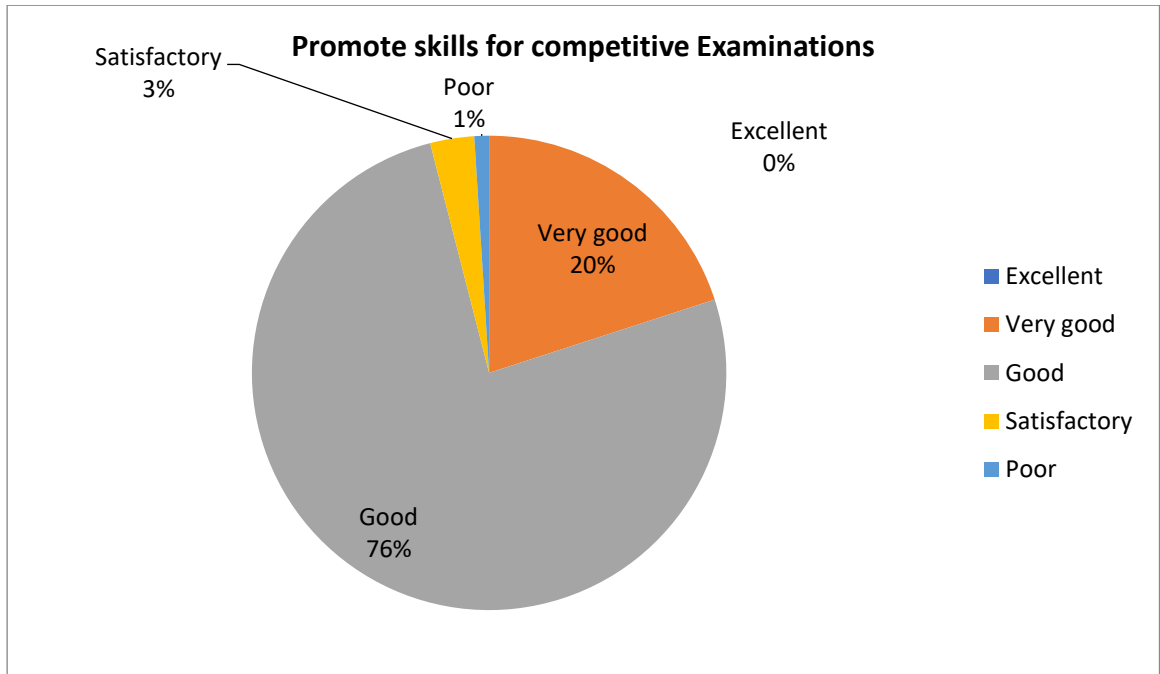


Figure 4

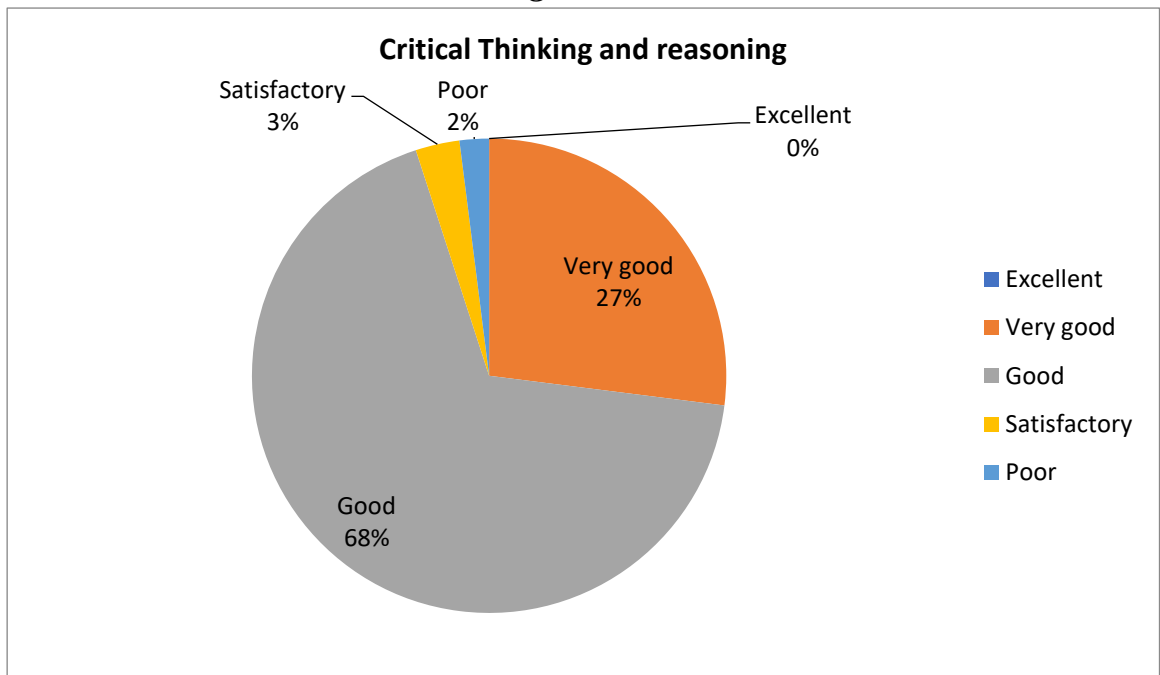


Figure 5

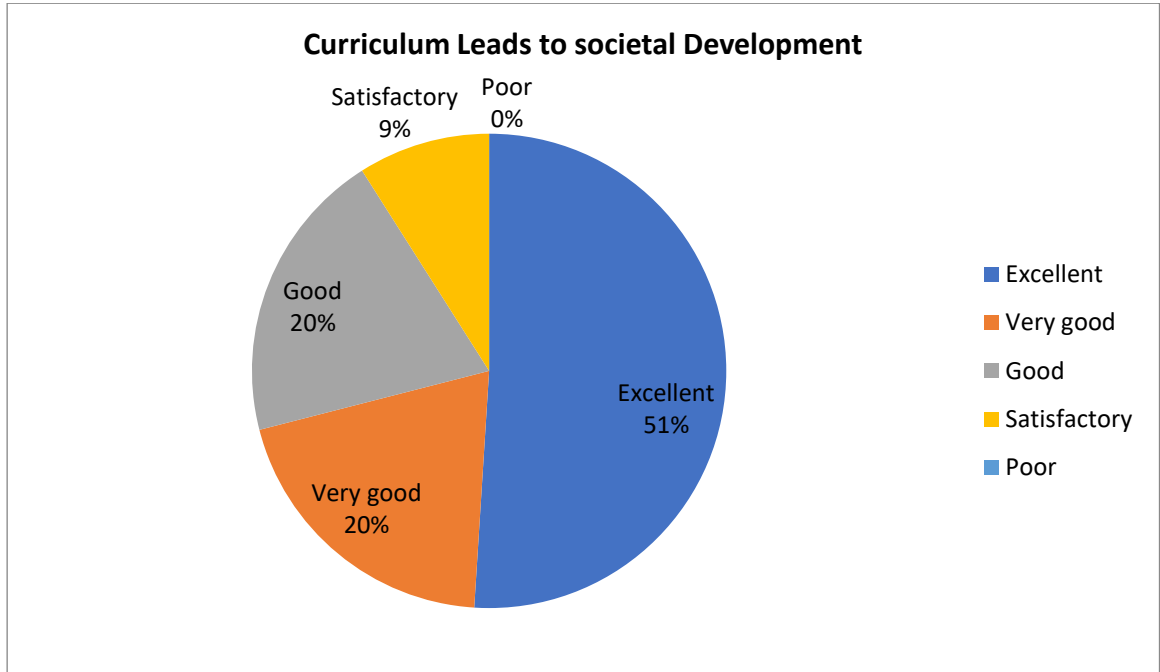


Figure 6

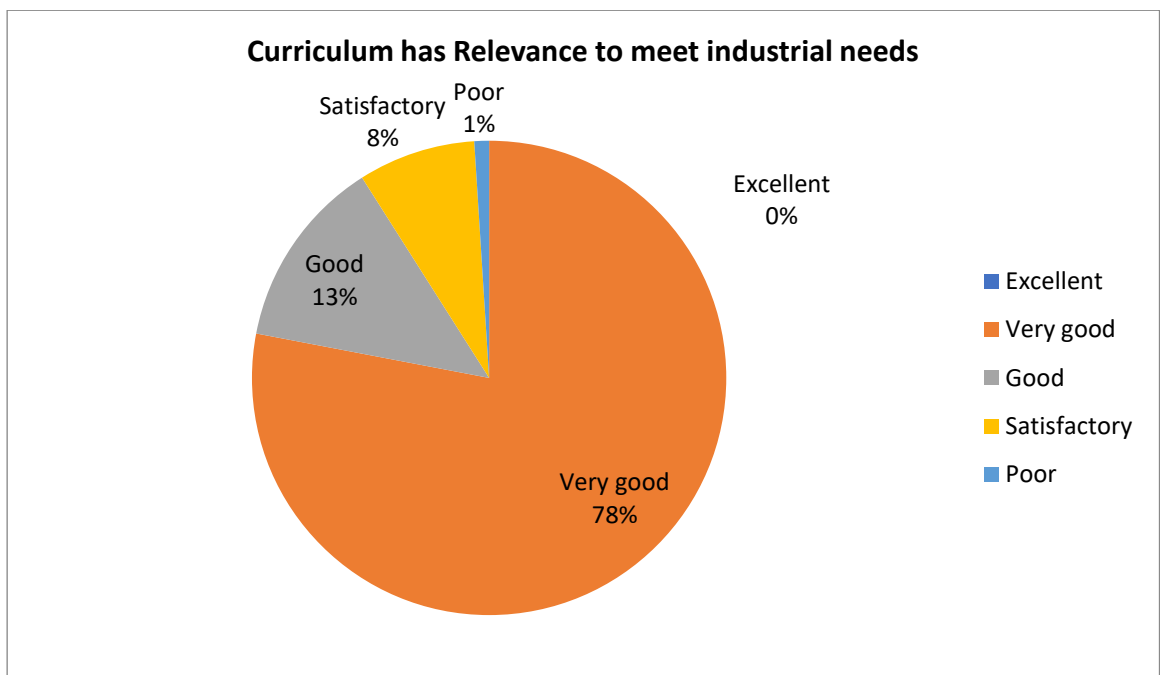


Figure 7

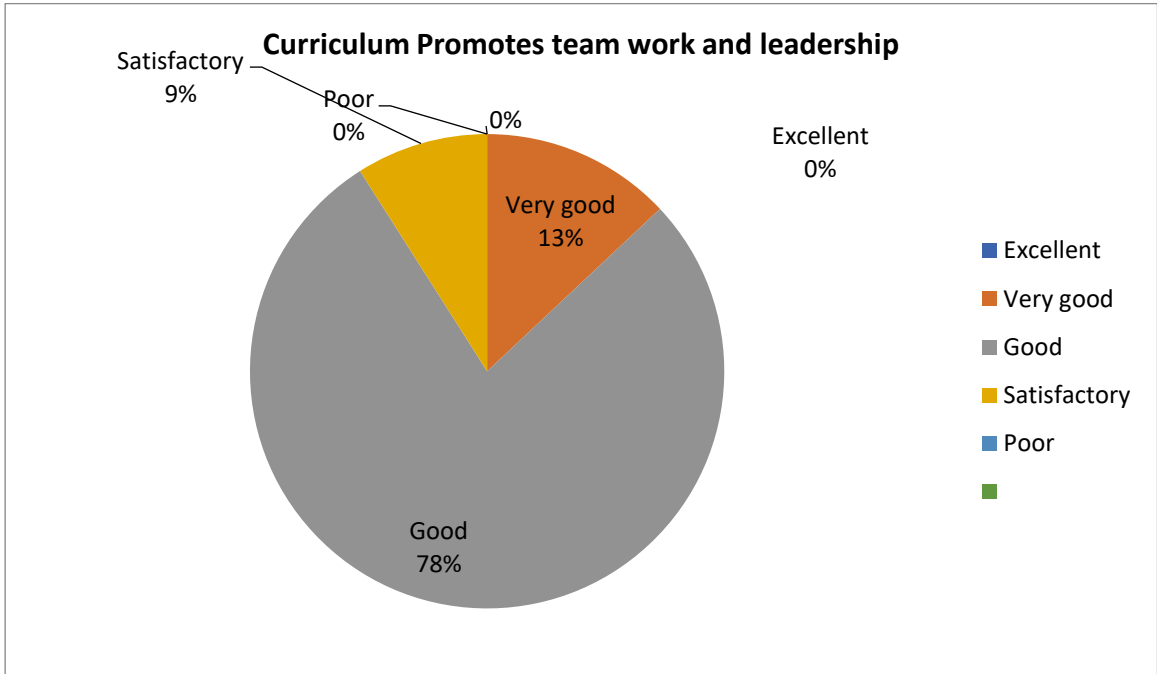


Figure 8

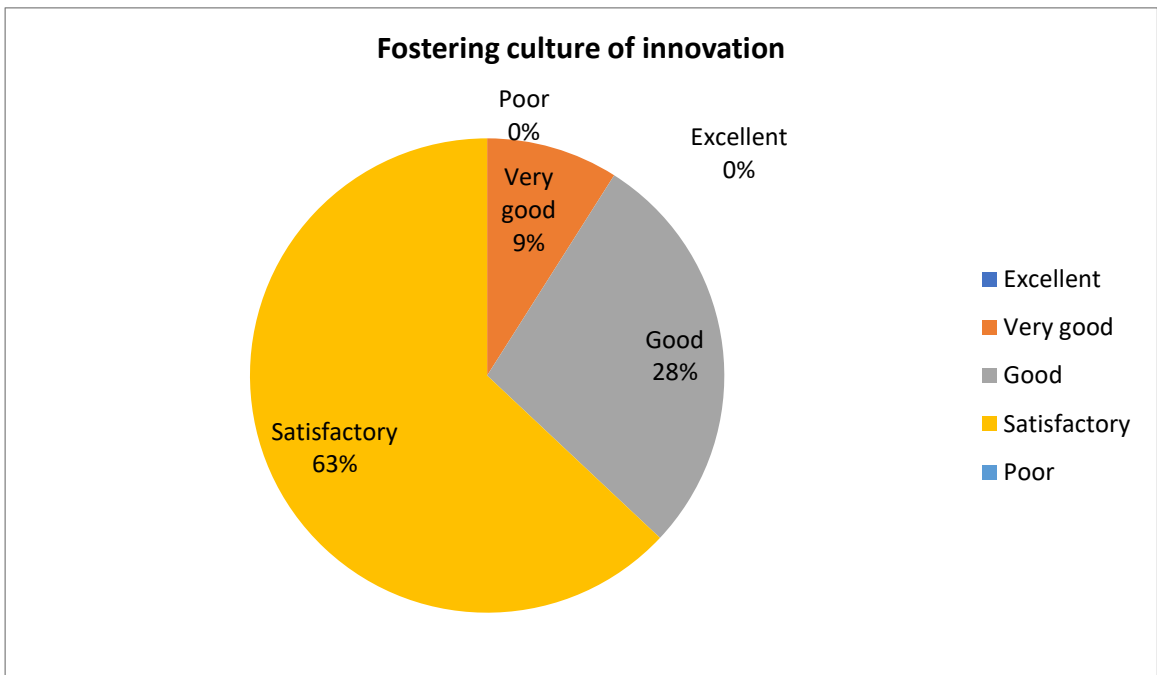
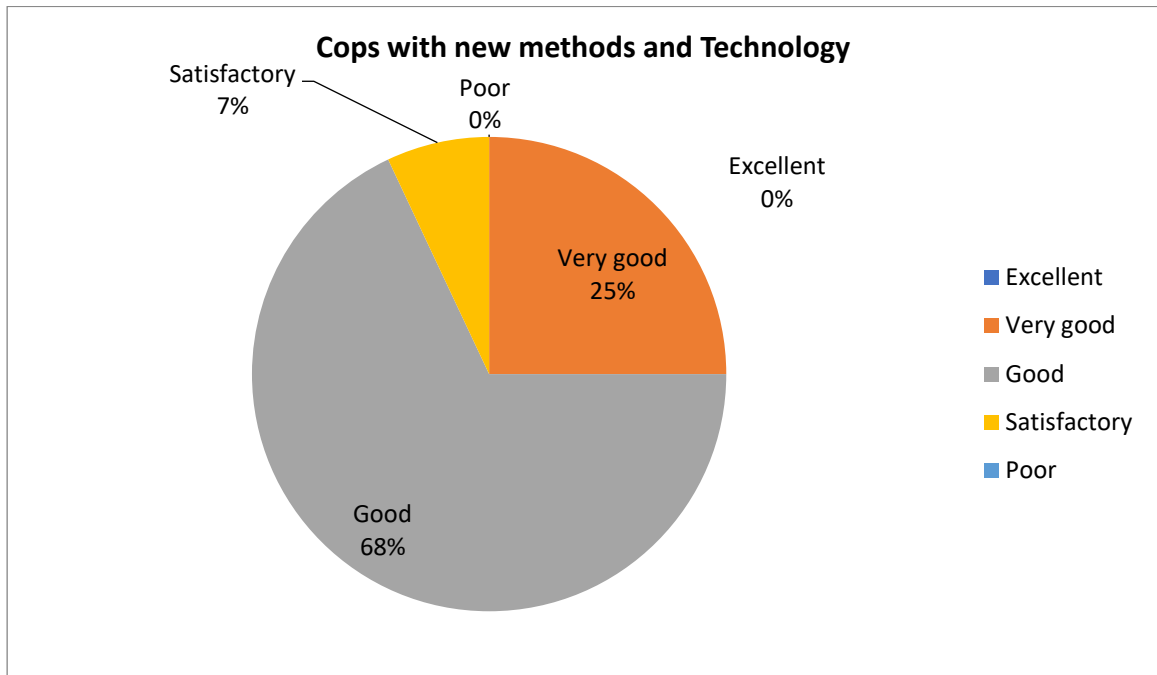


Figure 9



Concisely, it is to be concluded that most of the proprietors are highly satisfied with the aspects of career orientation, successful in meeting the social needs, promoting skills for competitive examinations, creation of critical thinking & reasoning, for directing towards societal development, relevance to meet the industrial needs, in creation of team work and leadership & coping with new methods and technology, whereas the educational Instruction may give more emphasis on fostering the culture of innovation while laying down the prospectus.

Analytical Report on Students Feedback

Feedback promotes personal and professional growth through positive criticism. Student's feedback was an attempt by the Institution to scrutinise the efficacy of curriculum design and the overall proficiency of the teaching learning process; moreover, the prime factor for the enhancement of the learning environment. Statistical report based on student's feedback pertaining to various criteria has been presented below.

Starting the survey results for the academic year 2019-20, as shown in the table below, it is pulsating that eighty-five per cent (292 students) opined that they are exceedingly satisfied about the relevance of the course and syllabus offered, whereas one percent opined to be excellent. 223 out of 343 students (65 per cent) responded that, the bridge course offered at the outset of every

degree programme appears really nice; however, ten per cent commented the same as first-rate. Most of the students (85 per cent) speak out that the internal assessment procedures are of superb and five per cent of students commented that the assessment procedures are of excellent. Sixty-seven per cent (230learners) are highly satisfied with the facilities provided by the career guidance and placement cell; whereas twenty per cent of students commented that the facilities provided are of respectable, on the other hand meagre per cent (thirteen) expressed their dissatisfaction.

Table: 1
Curriculum Design &Development

SI.No.	Criteria	Excellent	Very Good	Good	Satisfactory	Poor
1	Relevance of the Course & Syllabus	1	85	13	1	0
2	Bridge Course Conducted at outset of Your Degree Programme	10	65	23	2	0
3	Internal Assessment	5	85	10	0	0
4	Facilities Provided by the Career Guidance and Placement Cell	2	65	20	11	2

*All figures are in percentage.

The following diagram illustrates the above said situation

Figure 1.1

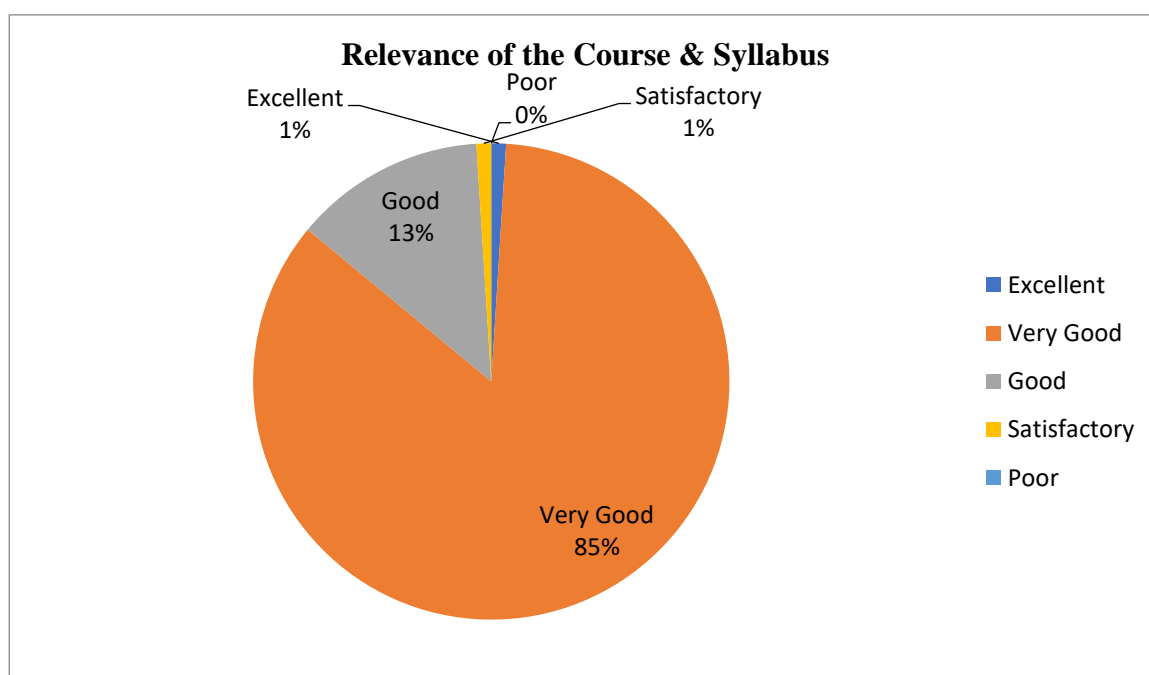


Figure 1.2

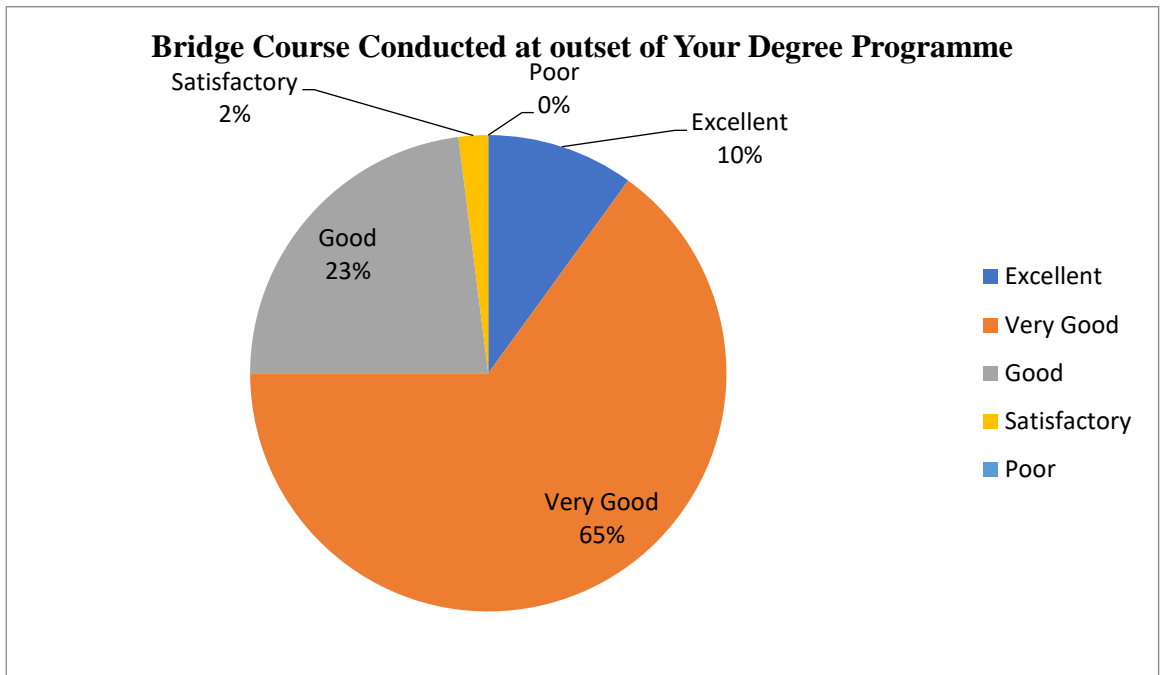


Figure 1.3

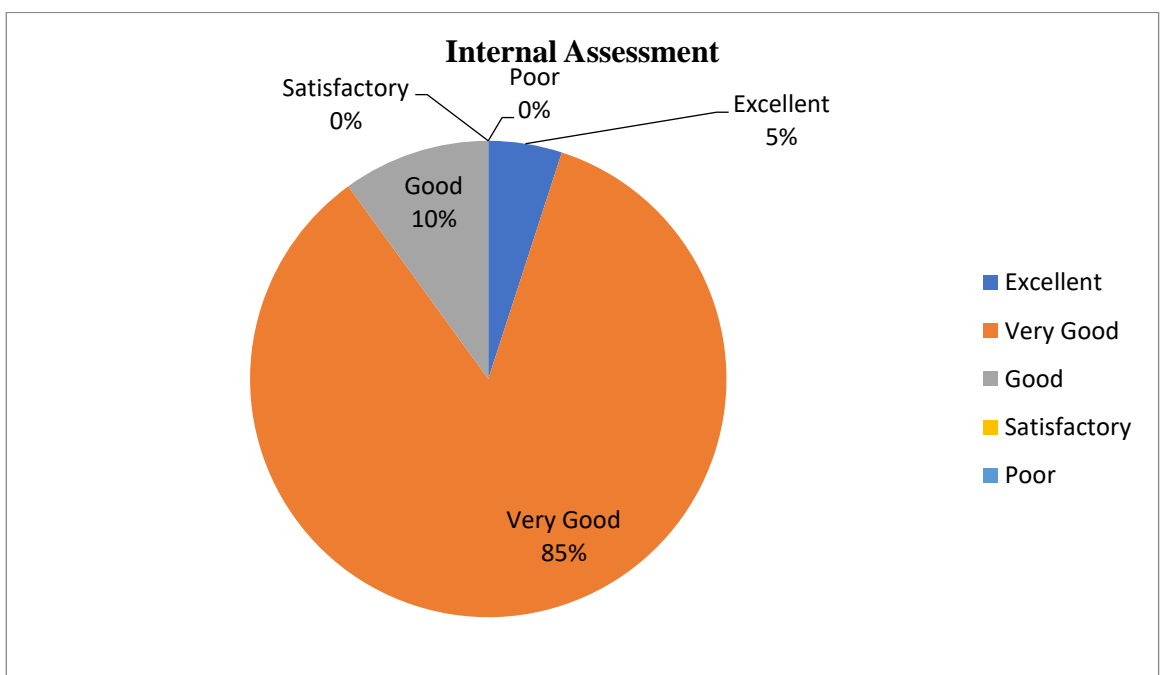
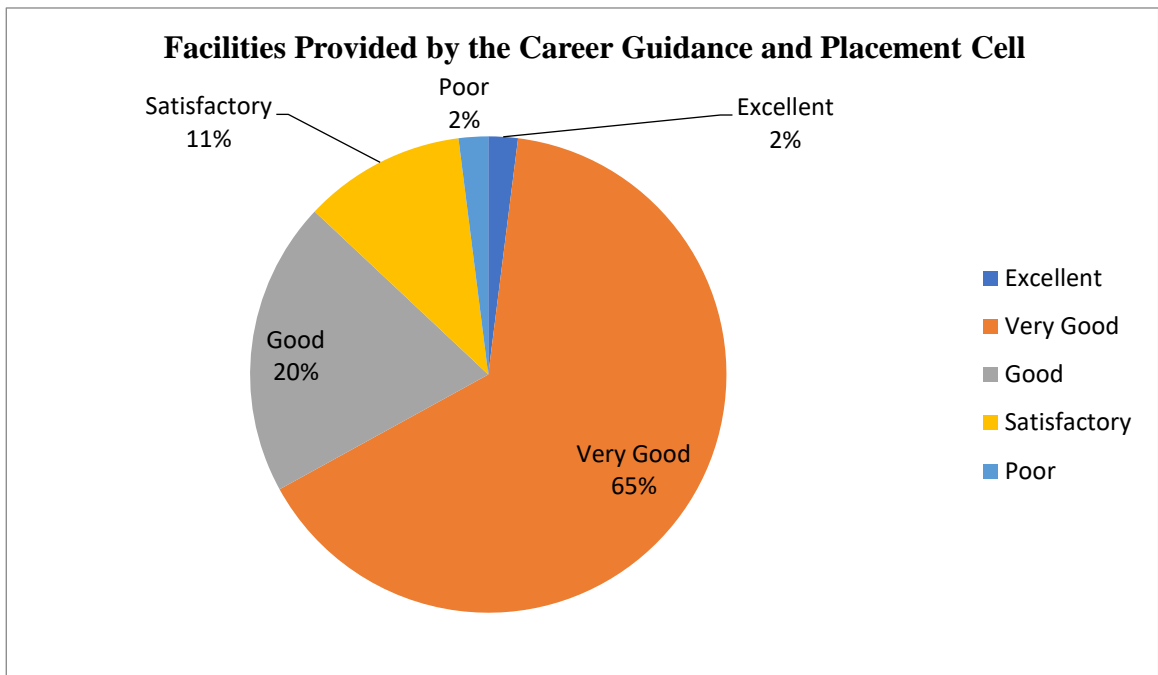


Figure 1.4



Particularly, from the learning it is vibrant that, majority of respondents are highly satisfied with the criteria's including relevance of course, syllabus and internal assessment, but highlighting needed to be exerted for conducting the bridge course and for elevating the events put forward by career guidance and placement cell.

II. TEACHING, LEARNING & EVALUATION

Appraisal, the continuous process and the periodic exercise, helps in forming the standards of judgement, educational status and for the achievement of the students. Proper evaluation plays a massive role in the teaching- learning process. The norms also deal with the efforts of an Institution to aid students of different backgrounds by the service of qualified and experienced faculty as per UGC Models.

With the help of a well framed questionnaire, it is been evaluated and in the below mentioned table No:2, it is depicted, out of total 343 students, 89 per cent (305) students are of the outlook that, students' centric approach in the teaching learning process are of really good, whereas 9 per cent expressed their judgment as worthy. Information and communication technology enabled methodology of teaching proves to be super for 60 per cent of respondents (206 students), whereas 10 per cent found to be temperately satisfactory.

Enquiry based on redressal of student's grievances, concerning Cumulative Internal Evaluation exhibited the report as, 89 per cent of students disclosed their attitude as satisfied to a great extent, whereas 6 per cent of respondents felt the working of the cell to be Outstanding.

Research oriented activities are the key tool for gaining knowledge and making learning more reachable. Reports based on the ambience of Research activities in the college proves to be really nice for sixty-two per cent of respondents, while 21 per cent responded that the ambience within is of noble. One per cent among the group found their stand to be poor.

Majority of the students (281) replied that, the college organizes them opportunity to participate in the National and International Seminars, Workshops and Conferences and they commented the effort engaged as brilliant, however 15 per cent remarked as upright.

Table 2
Teaching, Learning & Evaluation

<i>SI.No.</i>	<i>Criteria</i>	<i>Excellent</i>	<i>Very Good</i>	<i>Good</i>	<i>Satisfactory</i>	<i>Poor</i>
1	<i>Student Centric Approach in the Teaching Learning Process</i>	2	87	9	2	0
2	<i>ICT Enabled Methodology of Teaching</i>	0	60	30	10	0
3	<i>Redressal of your grievances regarding Cumulative Internal Evaluation</i>	6	89	5	0	0
4	<i>Research Ambience in the College</i>	1	61	21	16	1
5.	<i>Participation of Students in Seminars, Workshops and Conferences</i>	0	82	15	3	0

**All figures are in percentage.*

Below mentioned diagram depicted the same.

Figure 2.1

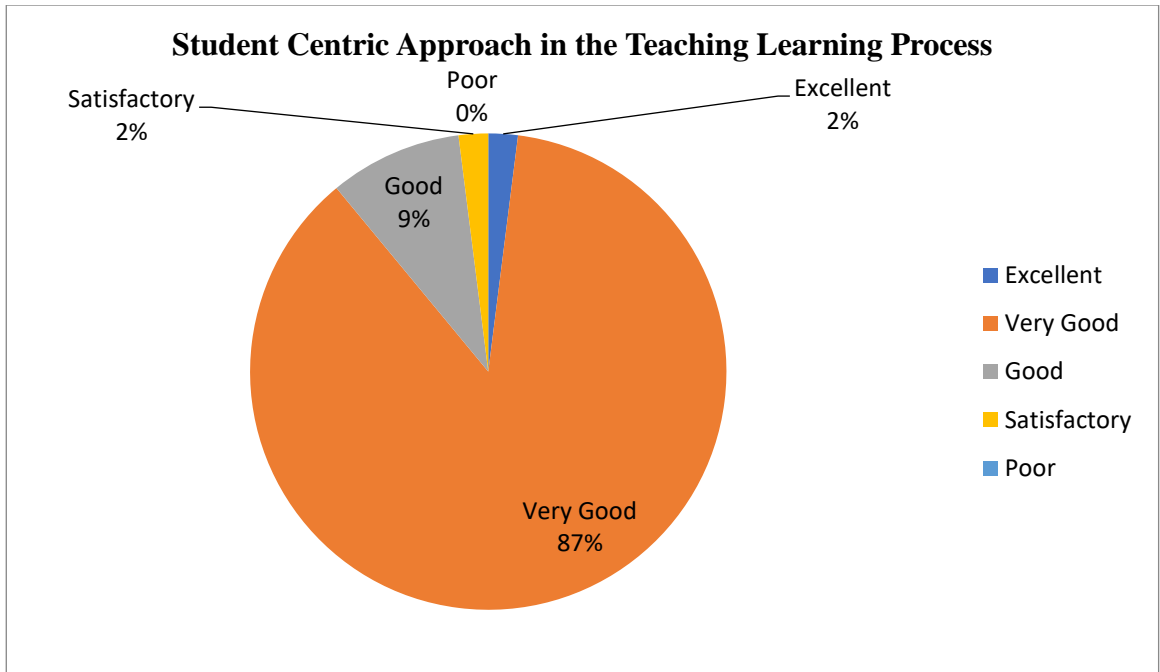


Figure 2.2

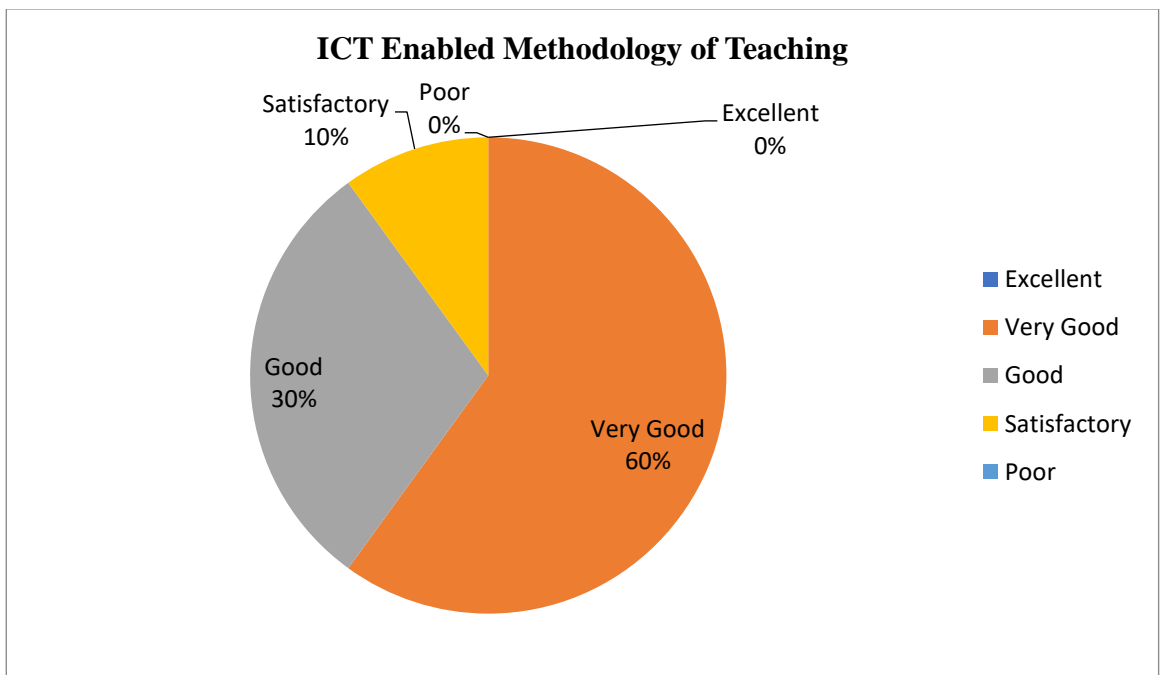


Figure 2.3

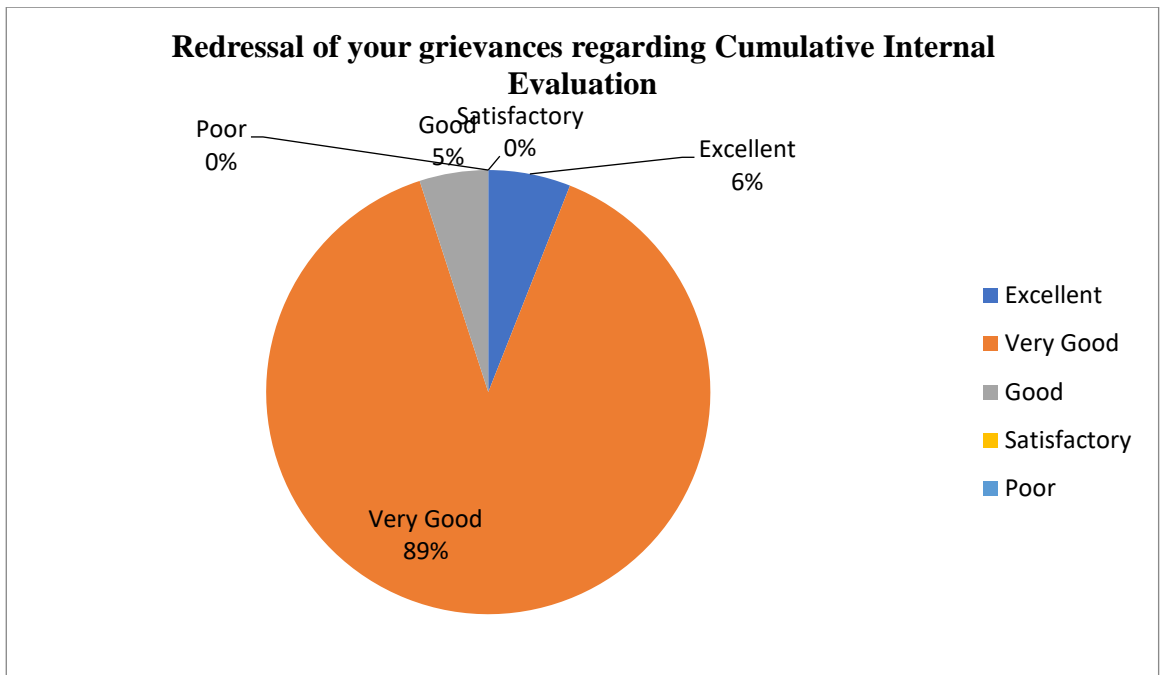


Figure 2.4

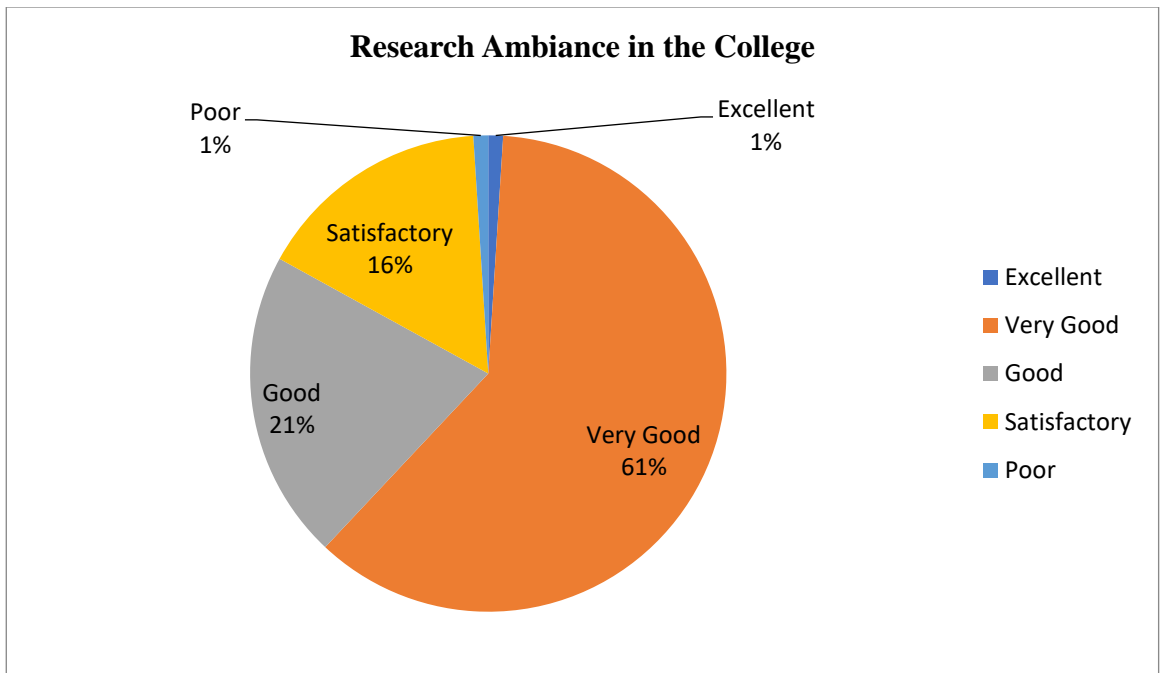
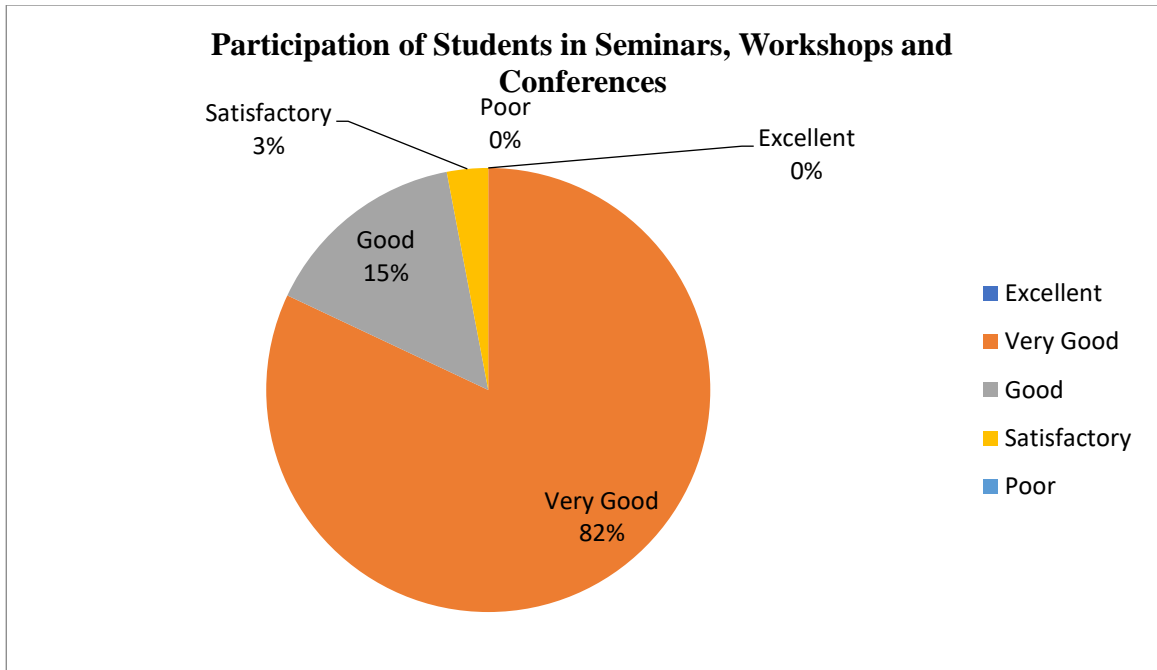


Figure 2.5



From the sound survey grounded on Teaching, Learning and evaluation facilities within the college, it is been weighed that, the overall satisfactory level of students centred on the above mentioned seems to be indebted, but One thing to be noted is that, Research ambiance within, needed to be amplified as meagre, 17 per cent of students had their hesitations.

III. INFRASTRUCTURE

As the students are now positioning on the class rooms, labs, etc., while choosing a college, it's vital that academies have very good infrastructure in, with progressive laboratories.

Based on the survey conducted among 343 students, it is been revealed from the table below that, seventy-four per cent (254 students) are of the opinion that adequacy of classrooms and furniture availability are of very good, whereas 23 per cent comment it as good and three per cent responded to be fabulous.

Access to Proper sanitation facilities poses a massive upkeep to education as the lack of such facilities may lead to hygiene – related diseases. From the analysis it is clear that, seventy-four per cent responded that rest rooms are of sufficient in number and its maintenance are of really nice, whereas 26 per cent of respondents observed that the rest room facilities are of righteous (depicted in table No: 3 below).

Majority of learners (Eighty two per cent) commented that labs are adequately equipped, with the expression that they are highly satisfied, while eighteen per cent of the respondents (62 students) expressed their view as moral. With regards to data collected concerning Library facilities, eighty-two per cent (281 students) reaction found to be wonderful, whereas 3 per cent feels that the library facilities are of estimable.

Most of the respondents (seventy four per cent) commented that the recreational facilities are of very good, at the same time six per cent are having their issues. Facilities provided for sports activities felt to be very nice only for forty four per cent of students; all at once, thirty nine per cent expressed their hesitations.

Fifty two per cent of the students commented Canteen facilities to be very good, twenty seven per cent remarked as good and the rest twenty one per cent had their own misgivings. Survey with regards to extra-curricular activities found to be very nice for seventy six per cent of respondents and twenty one per cent out of the total respondents (343) commented as upright.

Table 3
Infrastructure

SI.No:	Criteria	Excellent	Very Good	Good	Satisfactory	Poor
1	Classrooms & Furniture availability	3	74	23	0	0
2	Sufficient Number of Rest Rooms & its Maintenance	0	74	26	0	0
3	Adequately Equipped Labs (wherever applicable)	1	81	18	0	0
4	Library	3	82	9	6	0
5.	Recreational Facilities	0	74	20	4	2
6.	Facilities provided for sports Activities	2	42	17	38	1
7.	College Canteen	0	52	27	20	1
8.	Amenities provided for Extracurricular activities	0	76	21	3	0

*All figures are in percentage.

This is diagrammatically represented below.

Figure 3.1

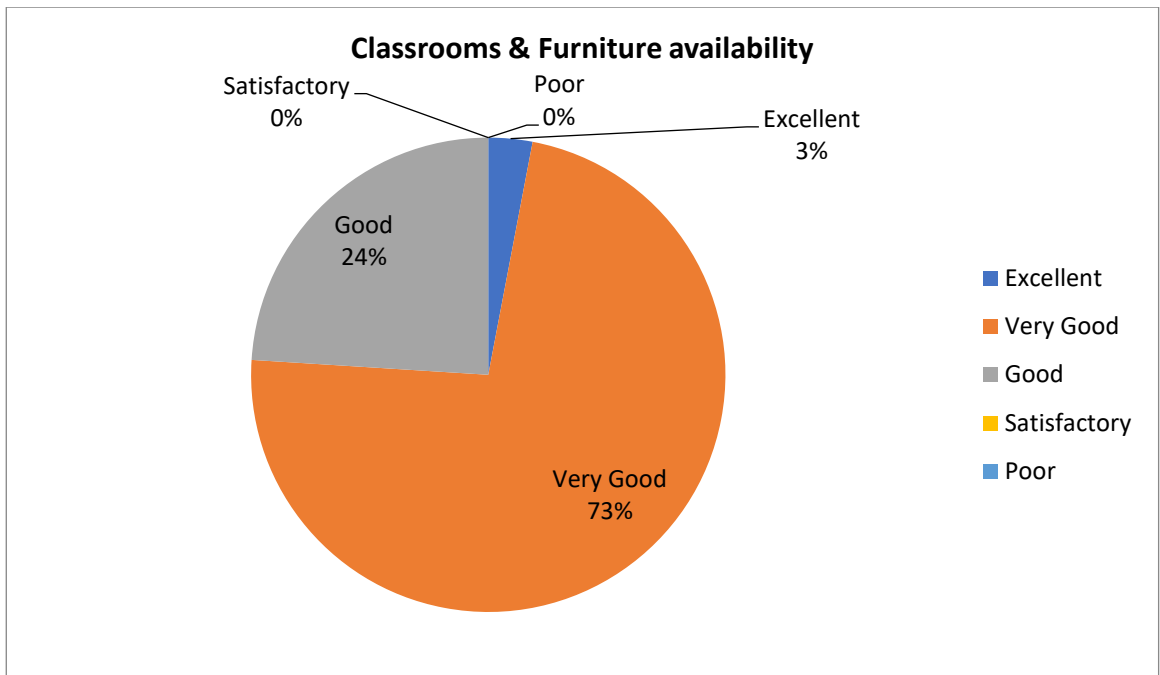


Figure 3.2

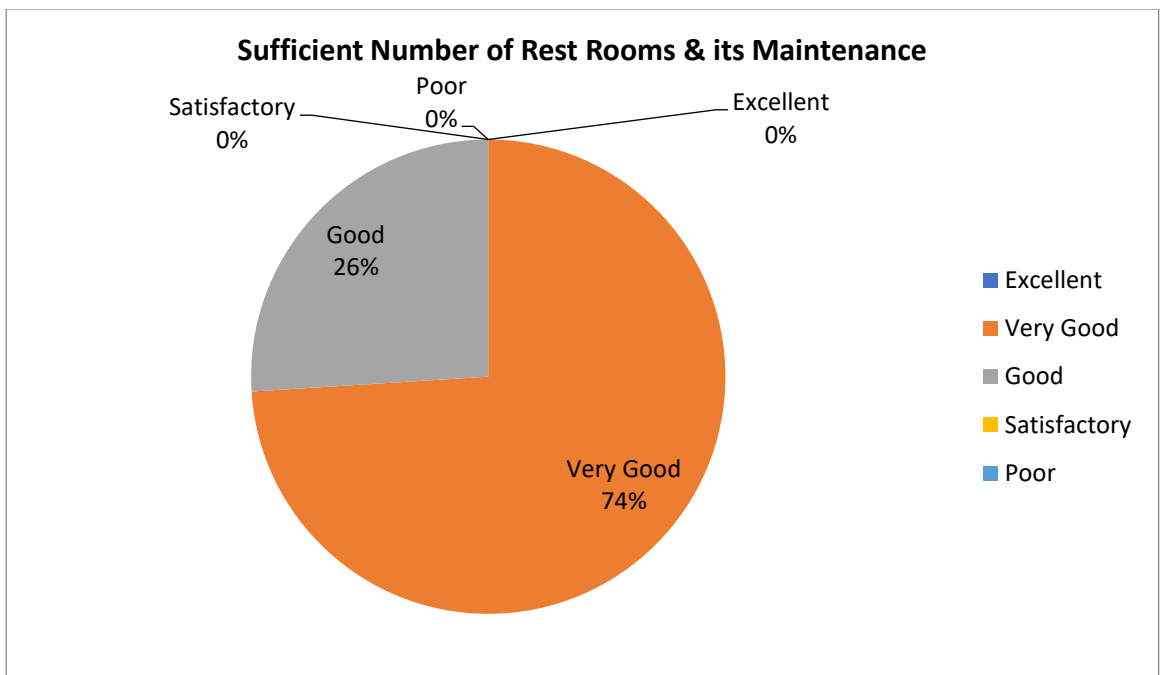


Figure 3.3

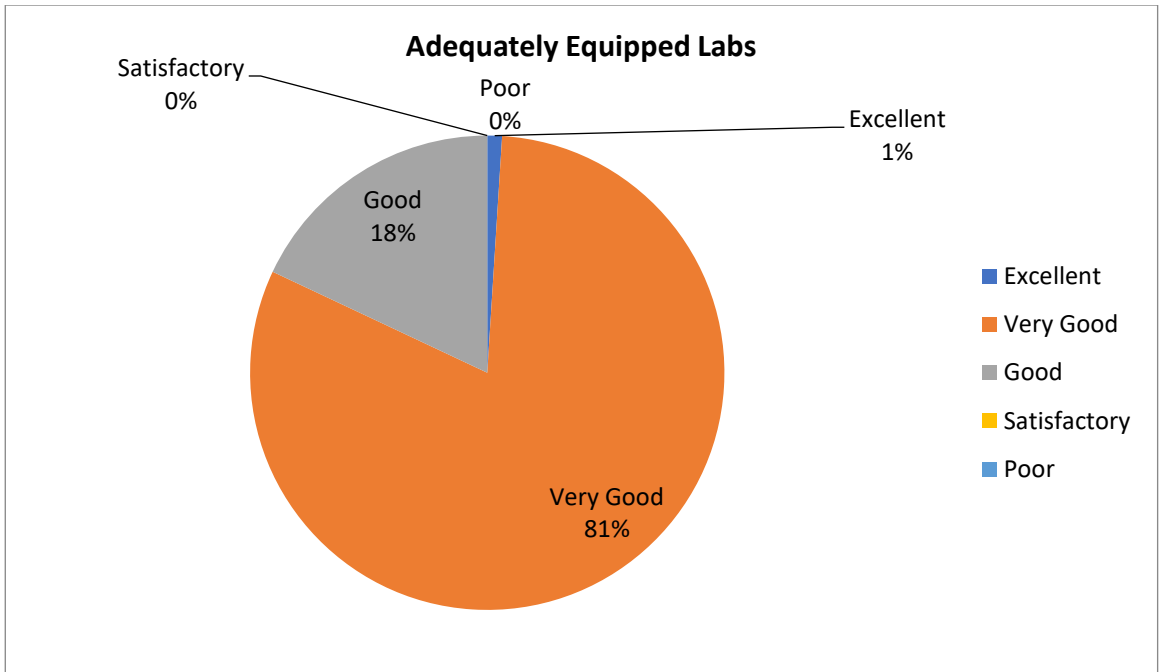


Figure 3.4

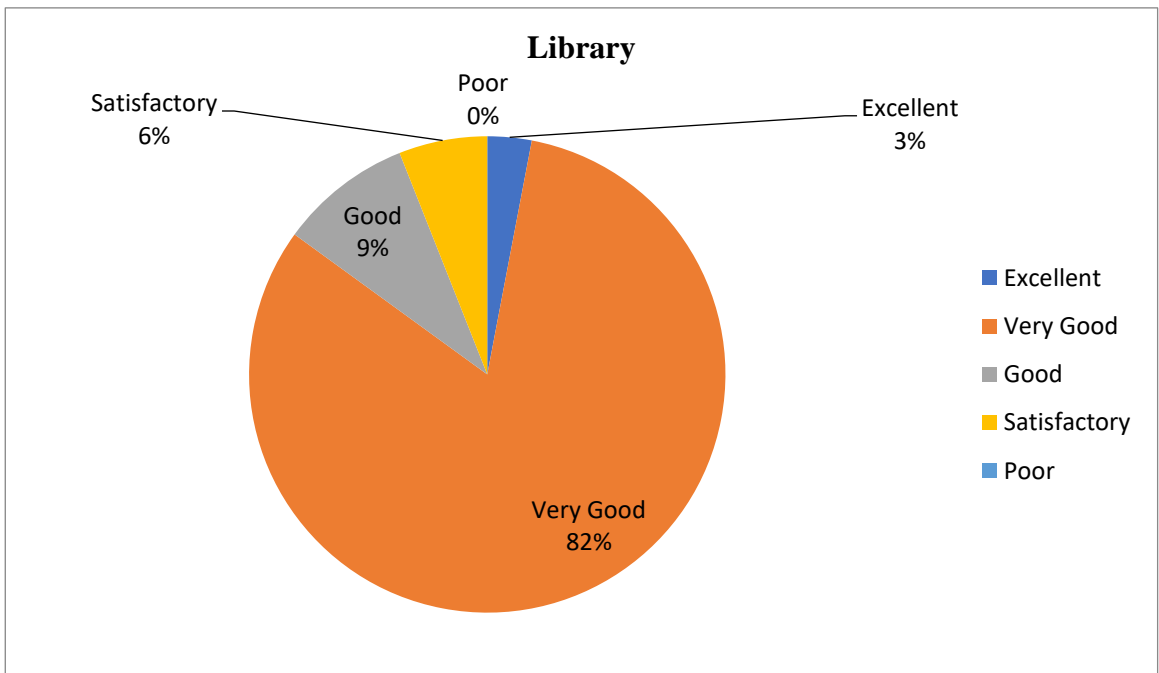


Figure 3.5

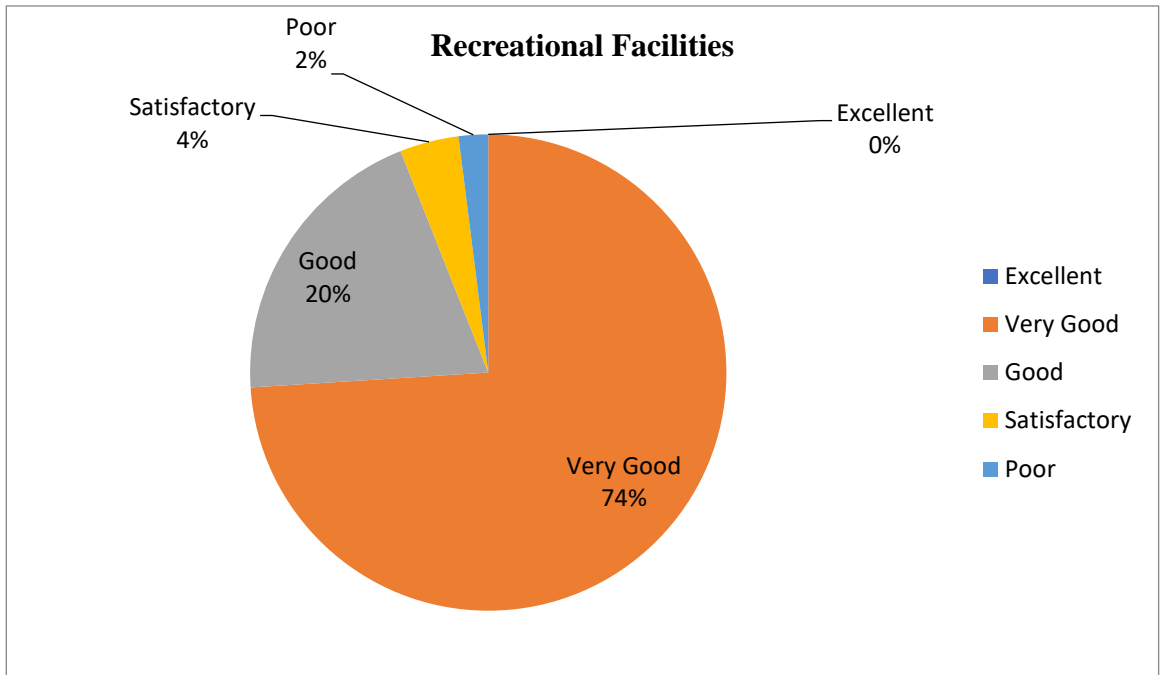


Figure 3.6

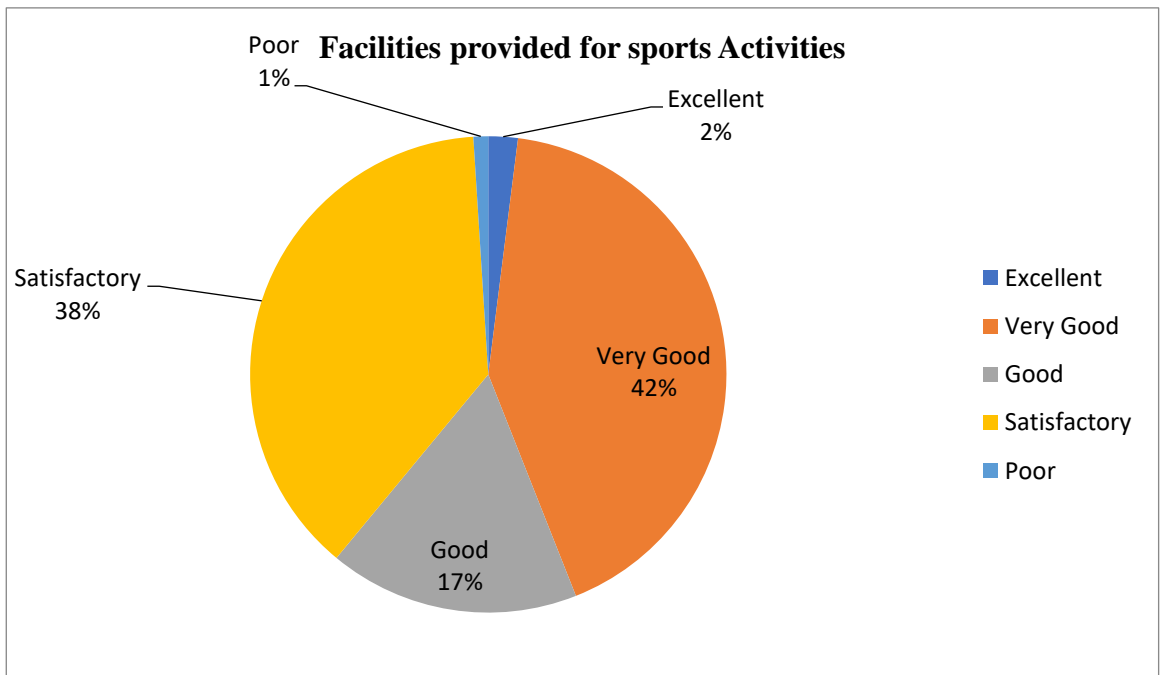


Figure 3.7

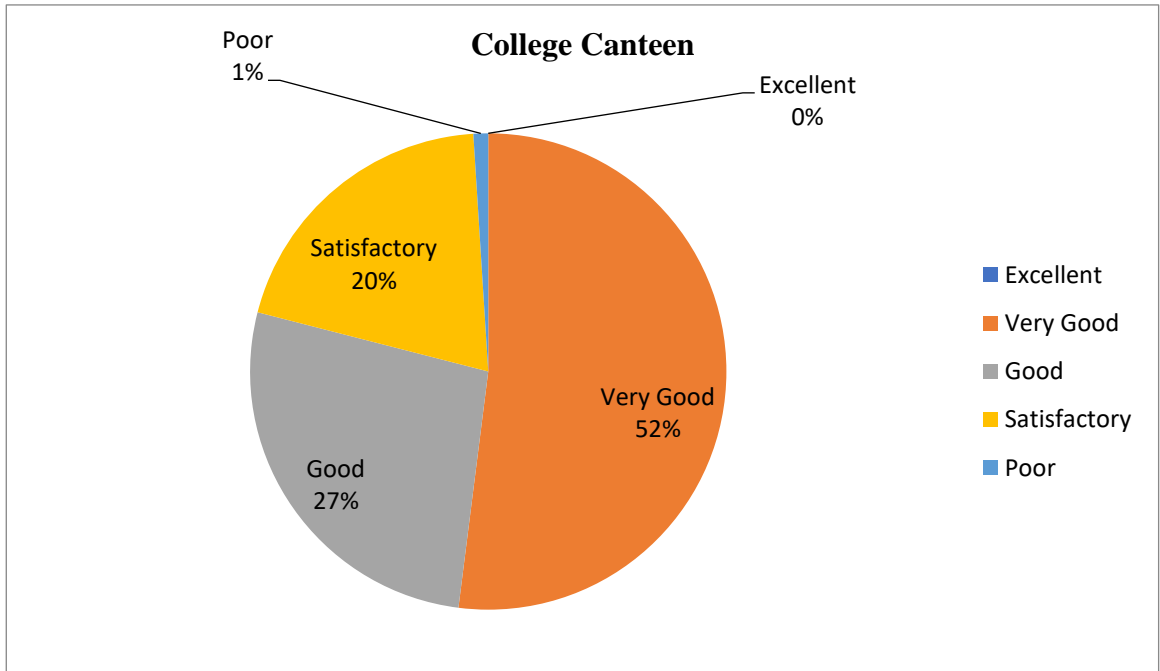
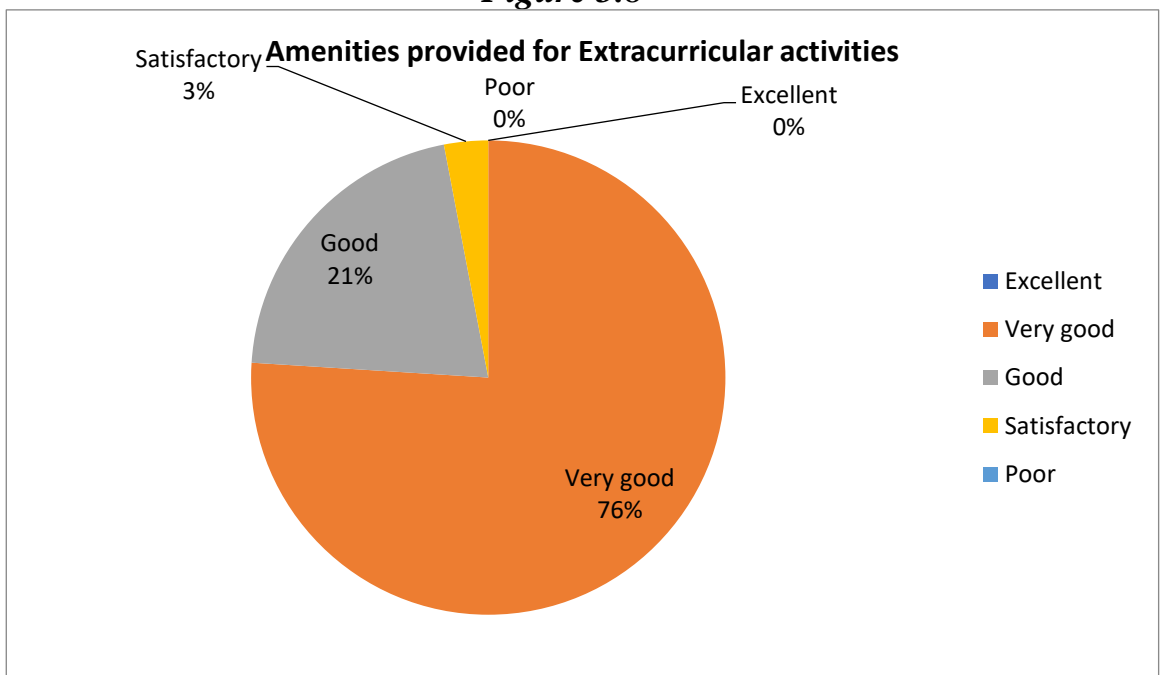


Figure 3.8



From the diagnostic result based on Infrastructure facilities, it is been evaluated that the overall satisfactory level of students based on models like classrooms, rest rooms, labs and library and amenities for extracurricular activities seems to be appreciative; however, the constant area which needed the advancement includes recreational facilities, sports activates and cafeteria conveniences.

IV. GOVERNANCE

Importance of good governance in higher education is of vital, as that it provides a frame for a really multi-coloured group of stakeholders. Evaluated result based on various criteria regarding governance is been exhibited in Table 4 below,

Table 4
Governance

SI.No:	Criteria	Excellent	Very Good	Good	Satisfactory	Poor
1	Transparency of Governance Procedures	2	83	13	2	0
2	Supportive attitude of Government Staffs	3	84	13	0	0
3	Student Union activities	4	87	9	0	0
4	Club Activities	4	86	10	0	0
5.	Support of E-resources in Governance Procedure	0	81	16	3	0

**All figures are in percentage.*

It is apparent from the above table No:4 that, majority of the students, eighty-five per cent are of the comment that, transparency of governance procedures is of fabulous and however thirteen per cent thinks to be blameless. Out of the total 343 respondents, 288 of them feels that, the supportive attitude of the government staffs appears to be very nice whereas, three per cent opined that their attitude is of excellent.

Survey regards to student Union activities within the college found to be fabulous among the majority (eighty-seven per cent), four per cent of students marked their judgment as exceptional. Based on club activities ninety per cent commented to be fantastic and with regards to support of E- resources in governance procedures, seems to be great, for eighty-one per cent of students. Thus, it is evident that, the majority of the students are of highly satisfied with the governance procedures.

It has been made clear with the help of pictorial representation below,

Figure 4.1

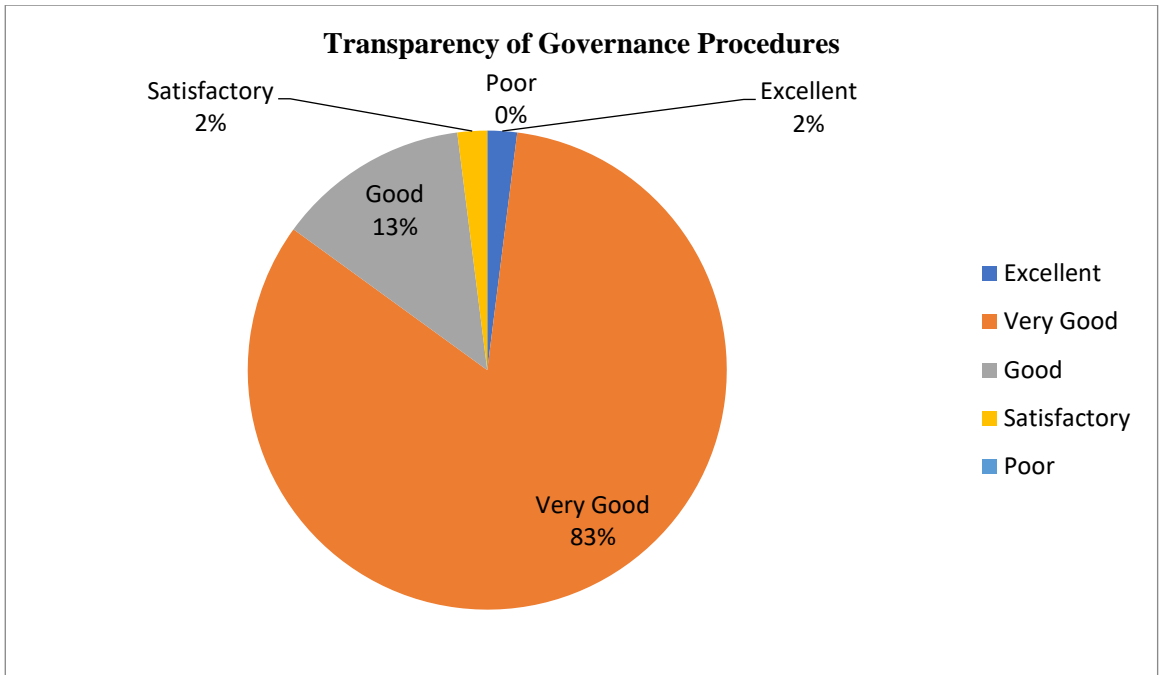


Figure 4.2

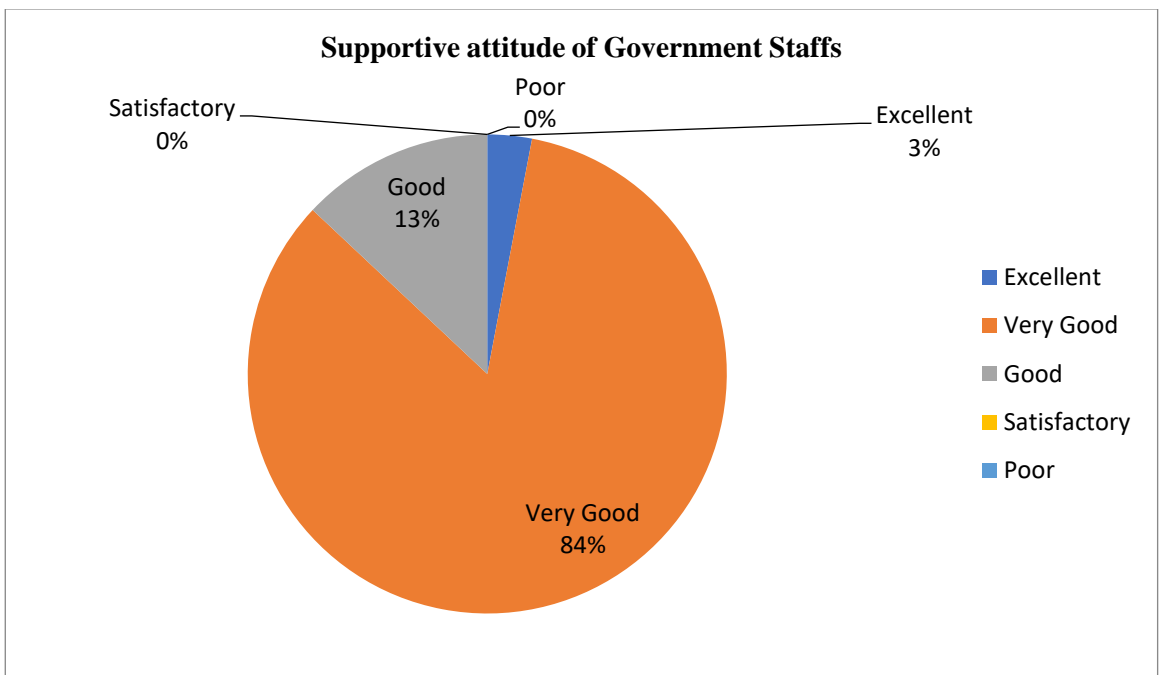


Figure 4.3

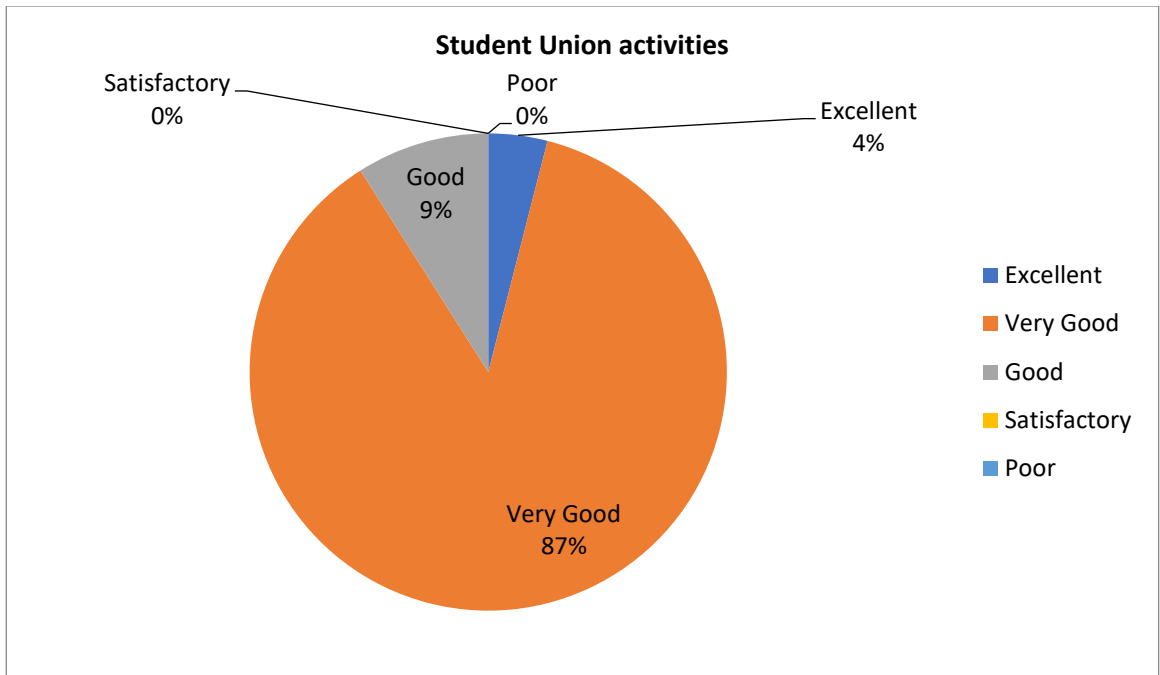


Figure 4.4

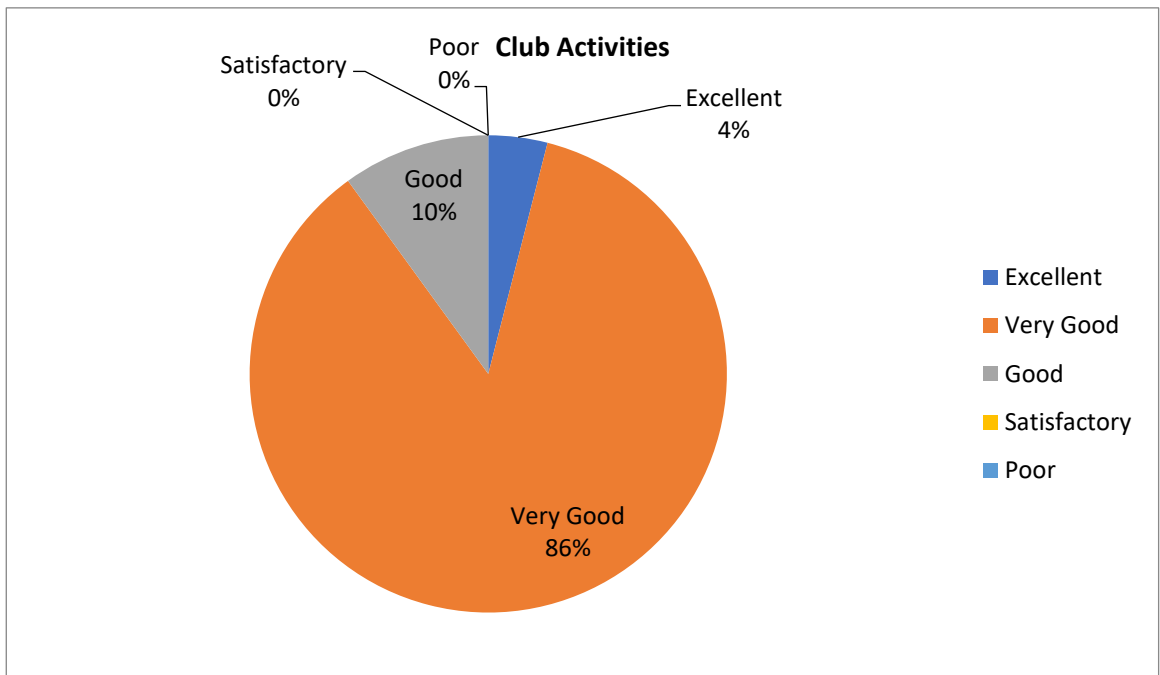
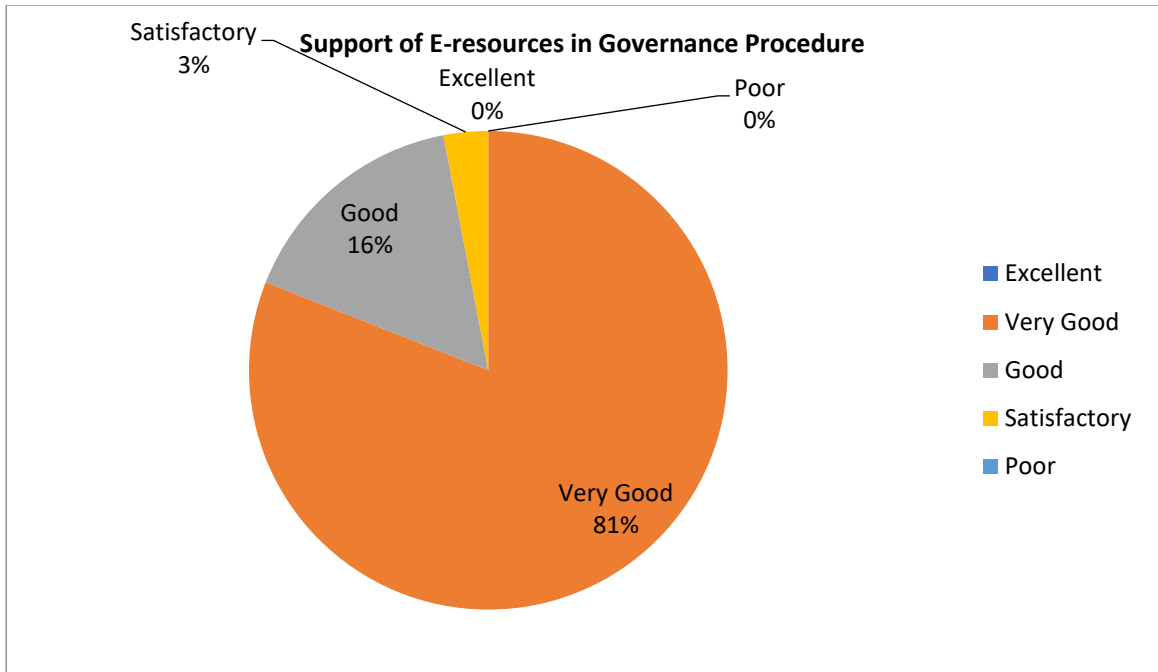


Figure 4.5



CONCLUSION

Henceforth, from the overall analytical report made out of survey from the students during the year 2019-2020 based on Curriculum design & development, teaching learning & evaluation & governance, established the high satisfaction of respondents, however the feedback proved, the criteria's regarding to infrastructure including recreational facilities, sports activities and college canteen amenities needed to be advanced.

Analytical Report on Teacher's Feedback

Feedback stimulates individual and professional progression through positive reproach. The academy views its teacher's as a valuable backer in the teaching learning progression. Teacher's feedback occupies a projecting position in the strategic development policies. It also helps to improve the accountability of the structure. Statistical report based on teacher's feedback concerning to various benchmarks has been accessible below.

I. CURRICULUM DESIGN & DEVELOPMENT

Programme design refers to the structure of the curriculum and its development includes scheduling, execution and the evaluation process. The importance deals with how it is to be arranged to facilitate the learning. An Earnest attempt has been made to discover its choice towards the value position.

From the review results depicted in the table below, it is evident that the majority (ninety five per cent) i.e., 55 teachers out of 58 respondents are of the opinion that syllabus is suitable for the course and they expressed their opinion as they are highly satisfied, whereas three per cent having the feeling that it is of excellent, while considering whether the syllabi are of well-defined and clear, both to the students and teachers, eighty eight per cent responded to be very good.

From the questions based on, whether the course of studies carries sufficient number of optional papers, eighty six per cent of teachers commented their expression as great, while the influence of syllabi upon the creation of individual interest in the subject area proves to be very nice for eighty nine per cent of respondents(51 teachers), based on inquiries in relation to appropriateness and updating of prescribed books and reference materials found to be very good for eighty nine per cent of respondents(52 teachers) and three per cent marked their opinion as excellent.

Table: 1
Curriculum Design & Development

<i>SI.No.</i>	<i>Criteria</i>	<i>Excellent</i>	<i>Very Good</i>	<i>Good</i>	<i>Satisfactory</i>	<i>Poor</i>
1	<i>Syllabi is suitable for the course</i>	3	95	2	0	0
2	<i>Aim and objective of the syllabi are well defined and clear to students and teachers</i>	2	86	12	0	0
3	<i>The course of studies carries sufficient number of optional papers</i>	3	83	14	0	0
4	<i>The course of syllabus has made me interested in the subject area</i>	1	88	11	0	0
5	<i>The books prescribed as reference materials are relevant, updated and appropriate</i>	3	89	8	0	0

**All figures are in percentage.*

From the assessment it is crystal clear that teachers are highly satisfied with regards to the curriculum design and development.

Below stated pictorial representation supports the justifications,

Figure 1.1

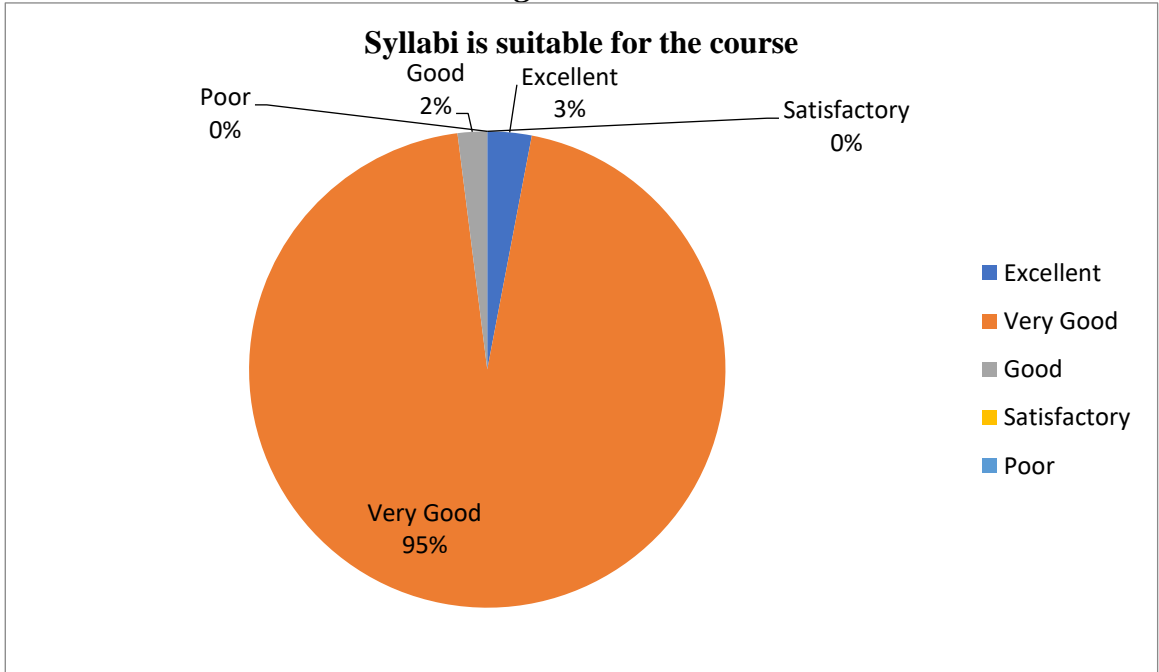


Figure 1.2

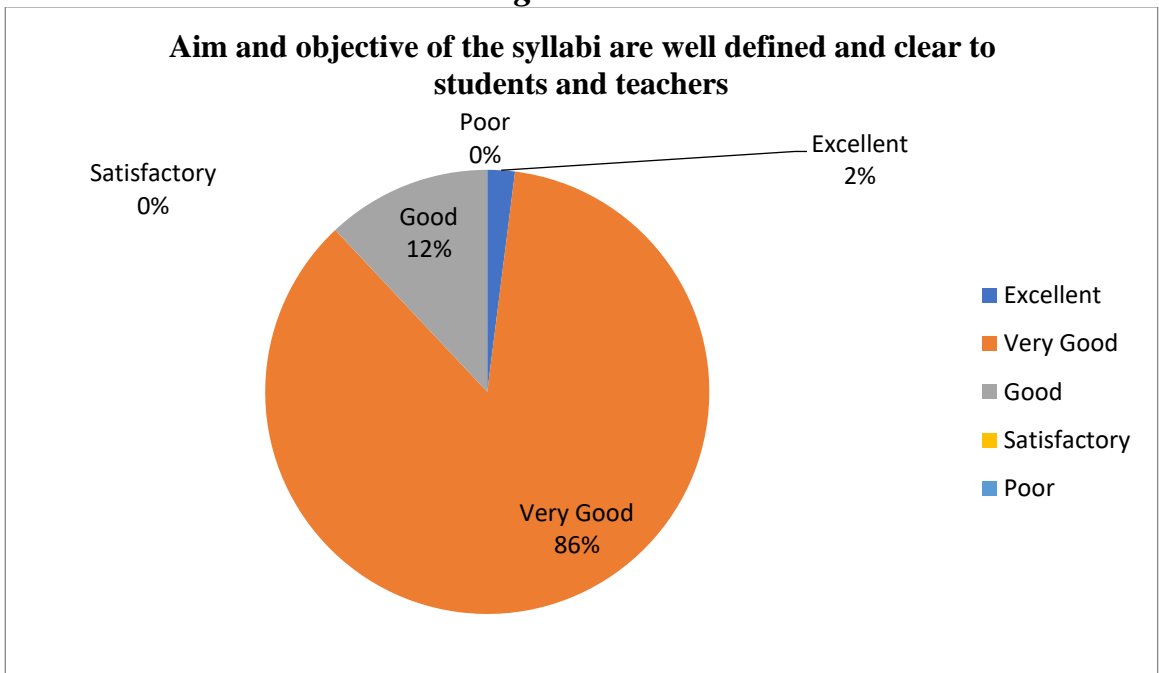


Figure 1.3

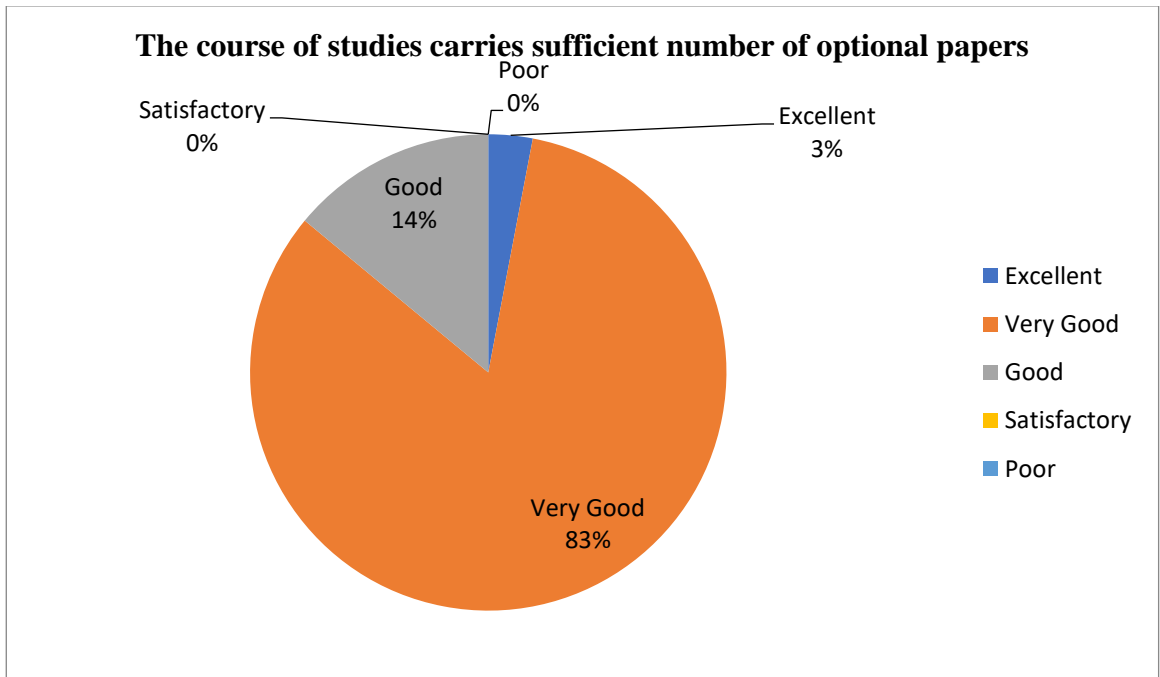


Figure 1.4

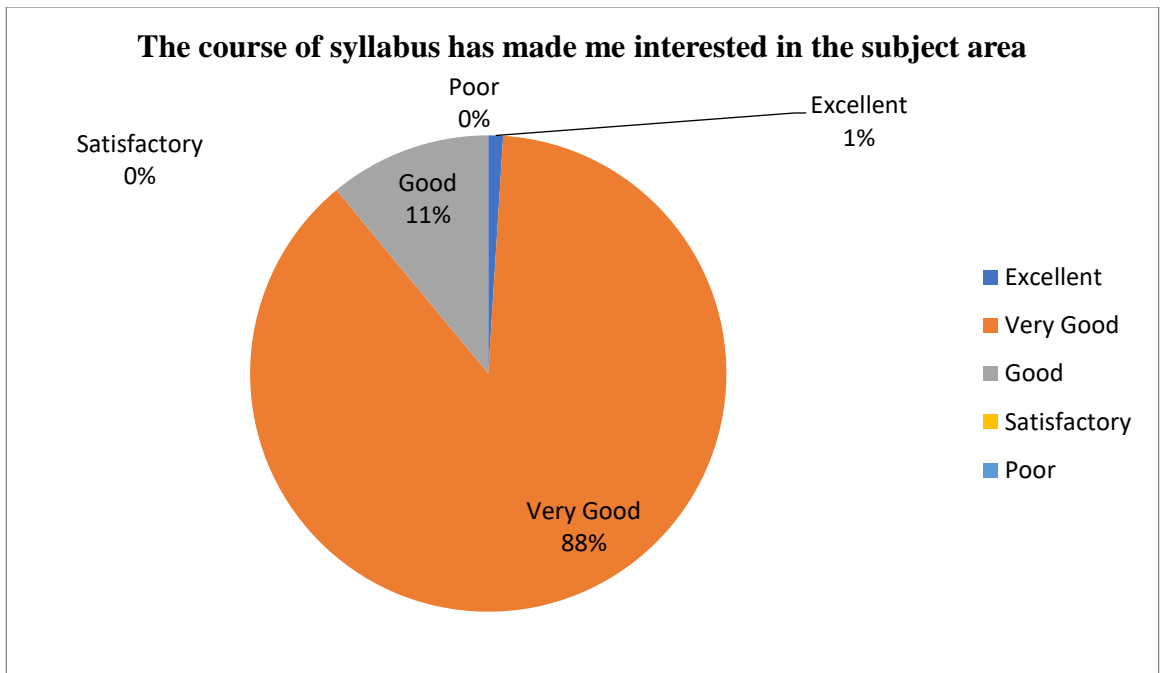
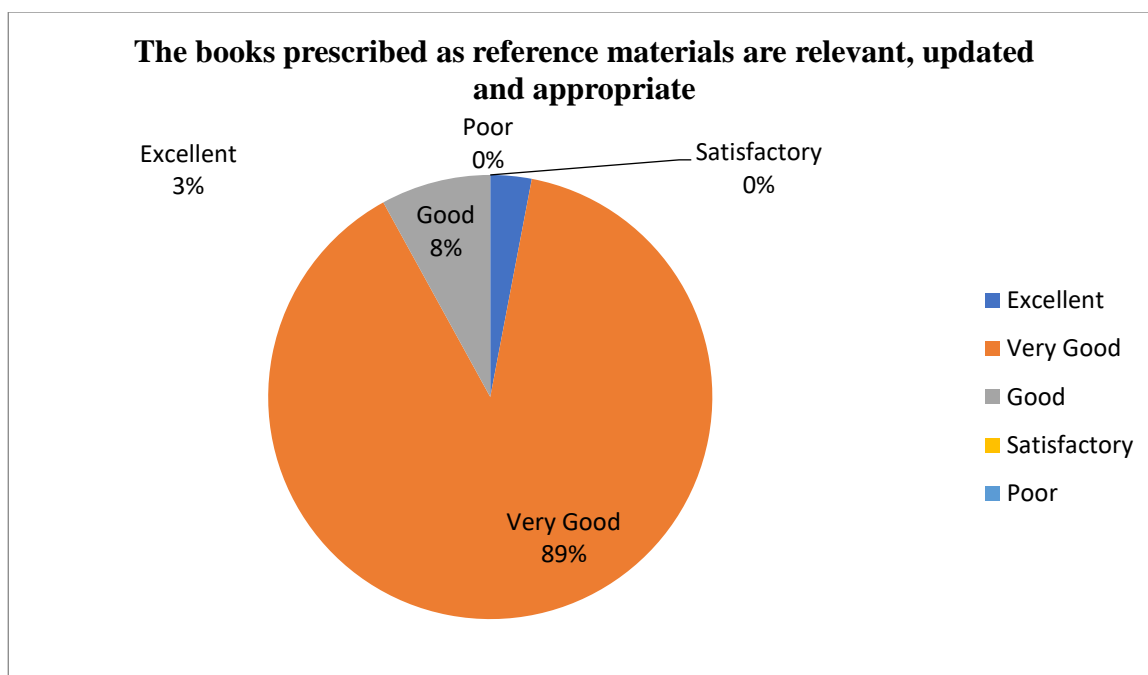


Figure 1.5



II. TEACHING, LEARNING & EVALUATION

Teacher's perspectives on learning has its prominence as it often emphasizes on curriculum content, academic achievement, sequencing, readiness and the importance of transferring learning to future positions.

By the help of a well framed opinion poll, it is been evaluated that, highest satisfaction level from the majority of teaching faculty (82 per cent) can be witnessed in respect to the criteria based on freedom to adopt new strategies of teaching, whereas liberty to adopt innovative strategies of testing and assessment of students found to be very much impressive for eighty two per cent of respondents (48 teachers).

Survey based on the environment of the department, whether conducive to teaching and research proves to be very good for eighty nine per cent of respondents and eleven percentages felt it as good. Majority of the lecturers (ninety two per cent) expressed their satisfaction level as respectable, when queries based on availability of sufficient number of prescribed books in the library was questioned.

Table 2
Teaching, Learning & Evaluation

SI.No.	Criteria	Excellent	Very Good	Good	Satisfactory	Poor
1	Freedom to adopt new strategies of teaching	2	80	18	0	0
2	Freedom to adopt new strategies of testing and assessment of students	0	82	18	0	0
3	The environment of the department is conducive to Teaching Research	3	86	11	0	0
4	Availability of Sufficient number of prescribed books in the library	2	90	8	0	0

**All figures are in percentage.*

From above mentioned investigative analysis deals with Teaching, Learning and evaluation facilities, it is been weighed that, the overall satisfactory level of teachers give the impression of highest satisfaction.

Below represented diagram delivers the clear picture,

Figure 2.1

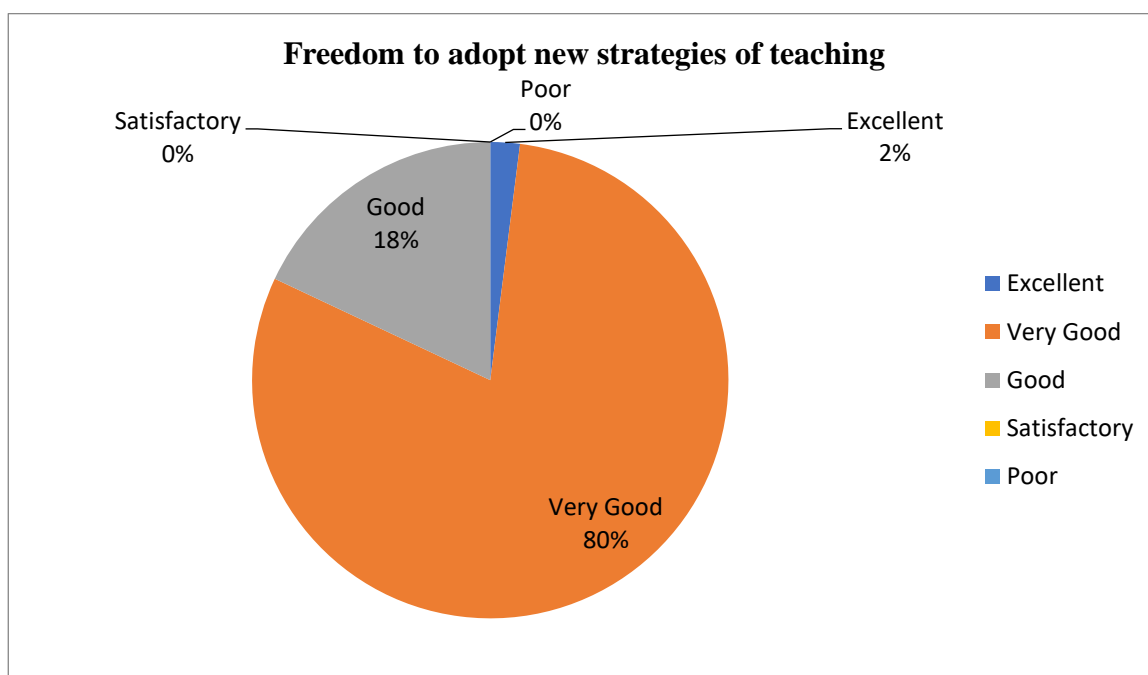


Figure 2.2

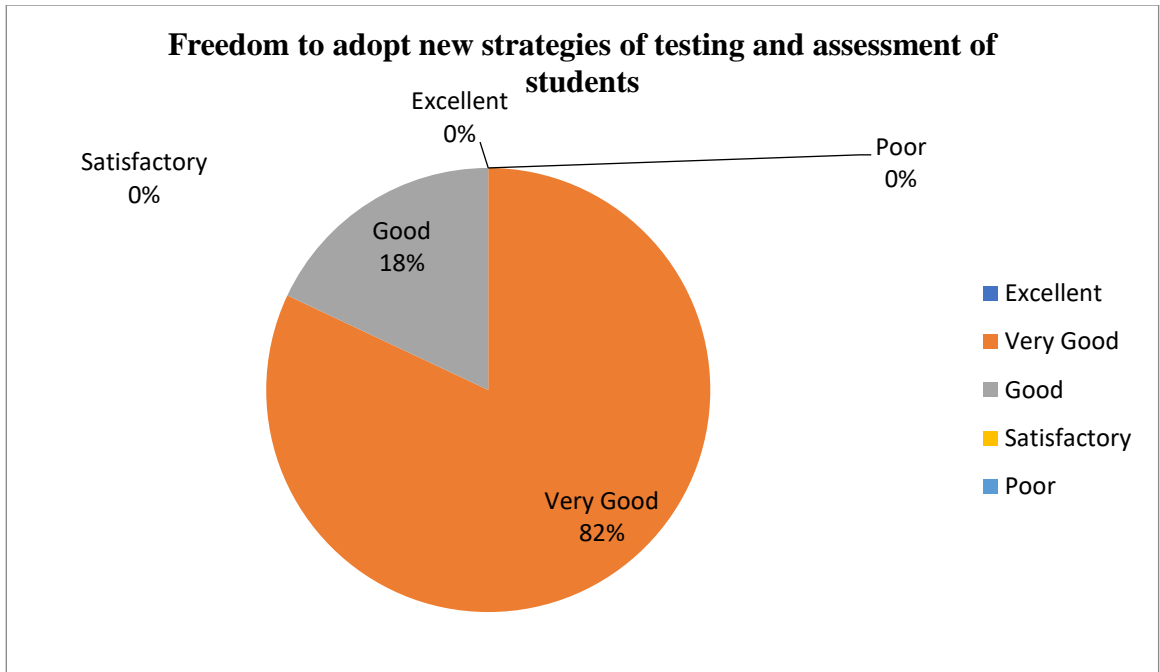


Figure 2.3

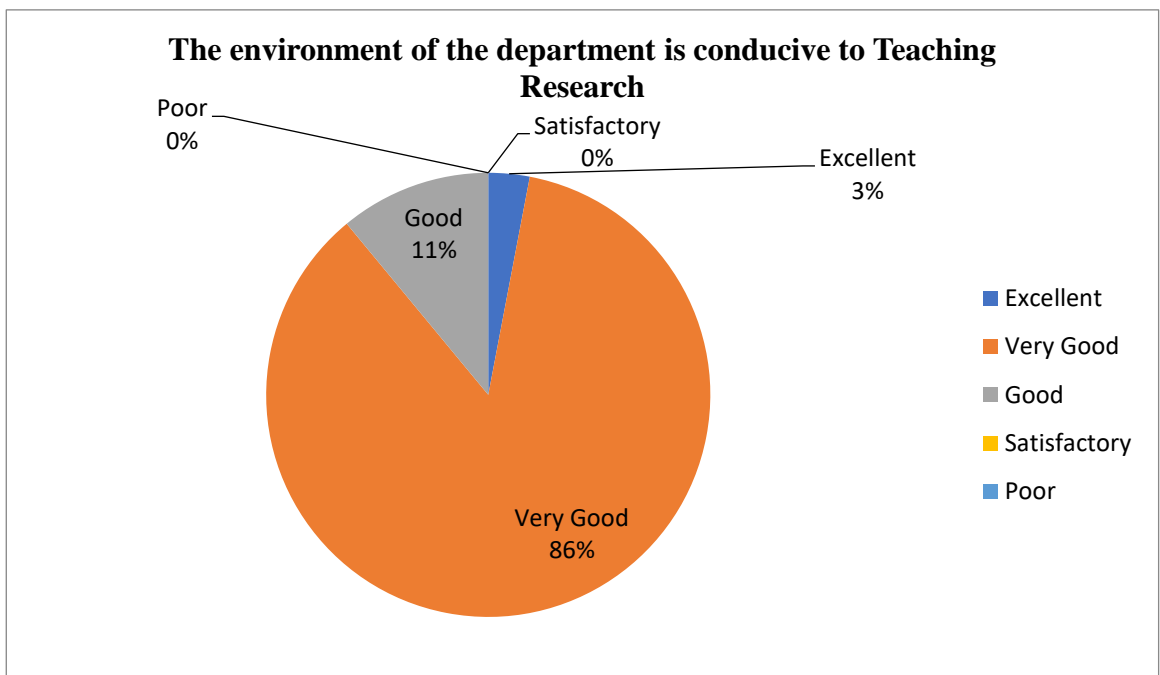
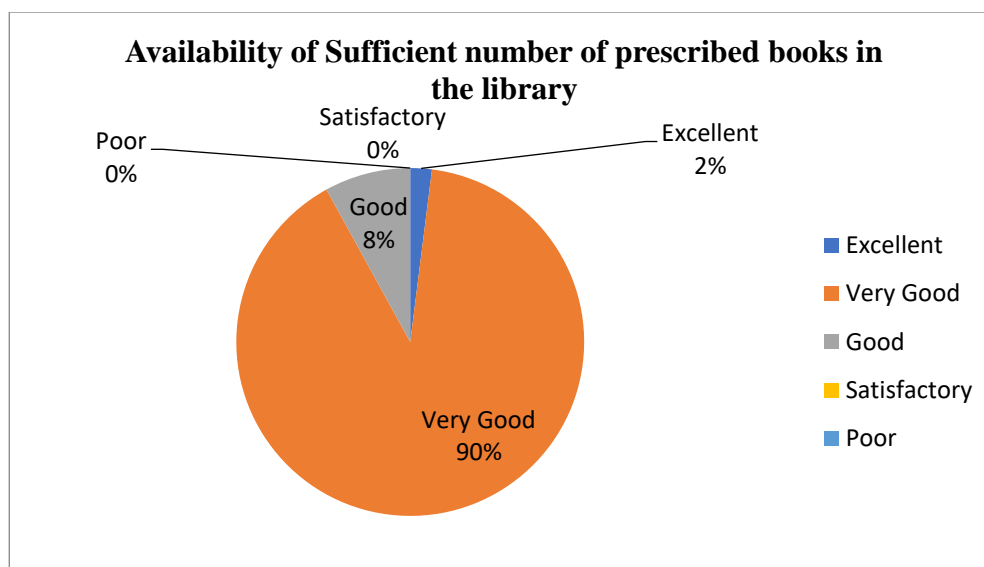


Figure 2.4



III. INFRASTRUCTURE

Infrastructure is the key base, for effective teaching-learning environment in academies. Education policy makers are increasingly focusing on the quality of education and Institutional learning environments. Detailed analysis was made under various criteria to discover the truth. Table 3 below portrayed the actual picture that, eighty seven per cent of respondents (50 teachers) marked their response as very good in connection with the query based on adequacy of classrooms and furniture.

Table 3
Infrastructure

SI.No:	Criteria	Excellent	Very Good	Good	Satisfactory	Poor
1	Availability and adequacy of classrooms and furniture	3	84	13	0	0
2	Availability of teachers room and toilet	4	84	12	0	0
3	The labs are adequately equipped(whenever applicable)	2	88	10	0	0
4	ICT Facility in the College	0	71	19	10	0
5.	Internet and computer facility	0	76	13	11	0
6.	Facilities provided for sports activities	0	48	23	29	0
7.	College Canteen	0	52	26	22	0

**All figures are in percentage.*

Availability of teacher's room and toilet facilities proves to be very good for eighty eight per cent of respondents (51 tutors), whereas queries based on adequately equipped lab facilities proves that, eighty eight per cent have very high satisfaction at the same time, fewer per cent (2%) claimed the lab facilities to be excellent.

Information and communication technology facilities in the college proves to be very good for seventy one per cent of instructors, while ten per cent expressed that they are only moderately satisfied. Seventy six per cent of respondents expressed their views as very good in relation to internet and computer facility provided by the college, at the same time eleven per cent (6 of them) opined that they are only abstemiously satisfied.

From the above table it is obvious that, forty eight per cent of tutors found facilities provided for sports activities are of very good; however twenty nine per cent of respondents are only soberly satisfied with the facilities offered. Canteen facilities seem to be very good for more than half per cent of respondents (52 per cent), but twenty two per cent of teachers commented it that they had an average satisfaction level.

The chart mentioned below gives the clarified picture,

Figure 3.1

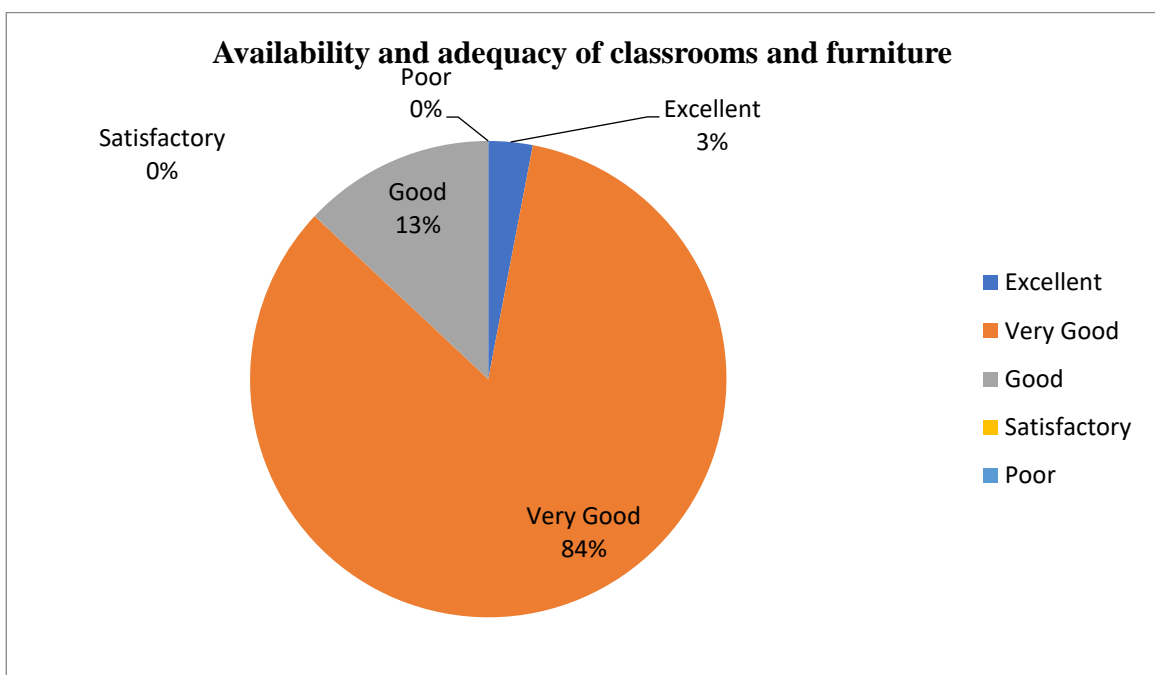


Figure 3.2

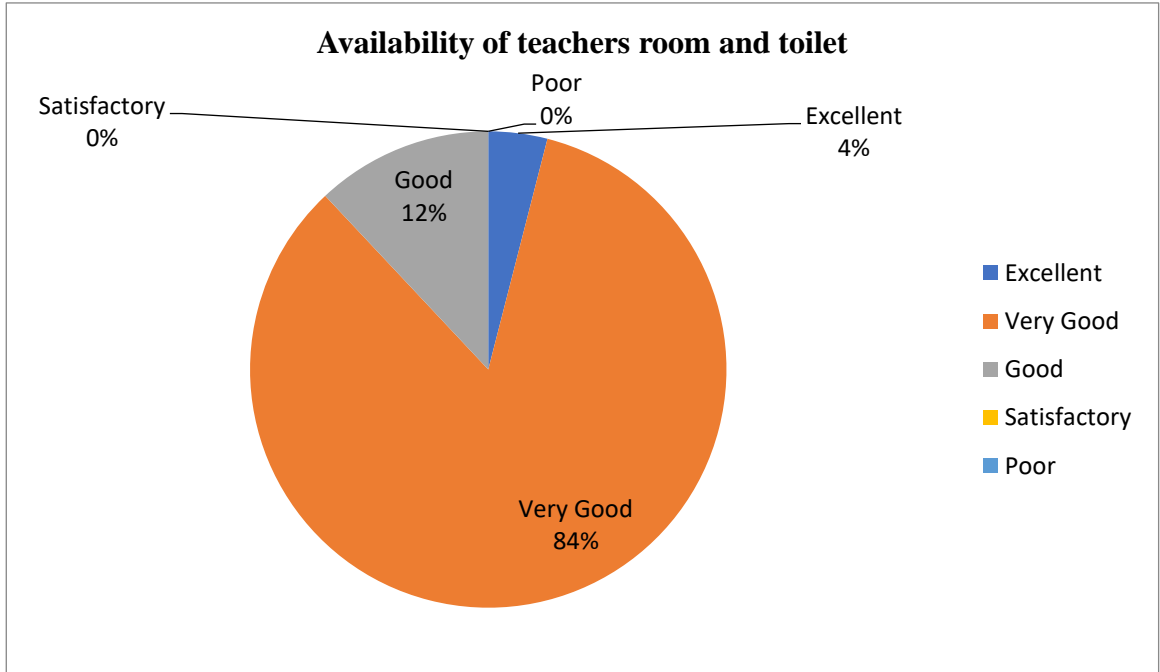


Figure 3.3

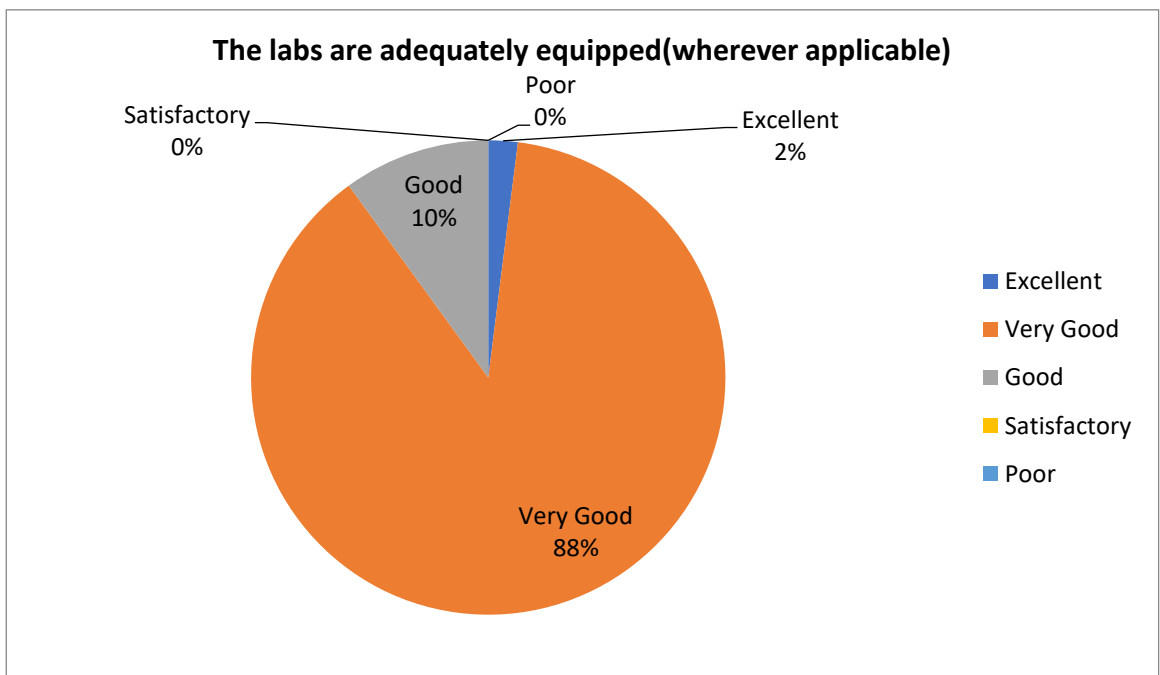


Figure 3.4

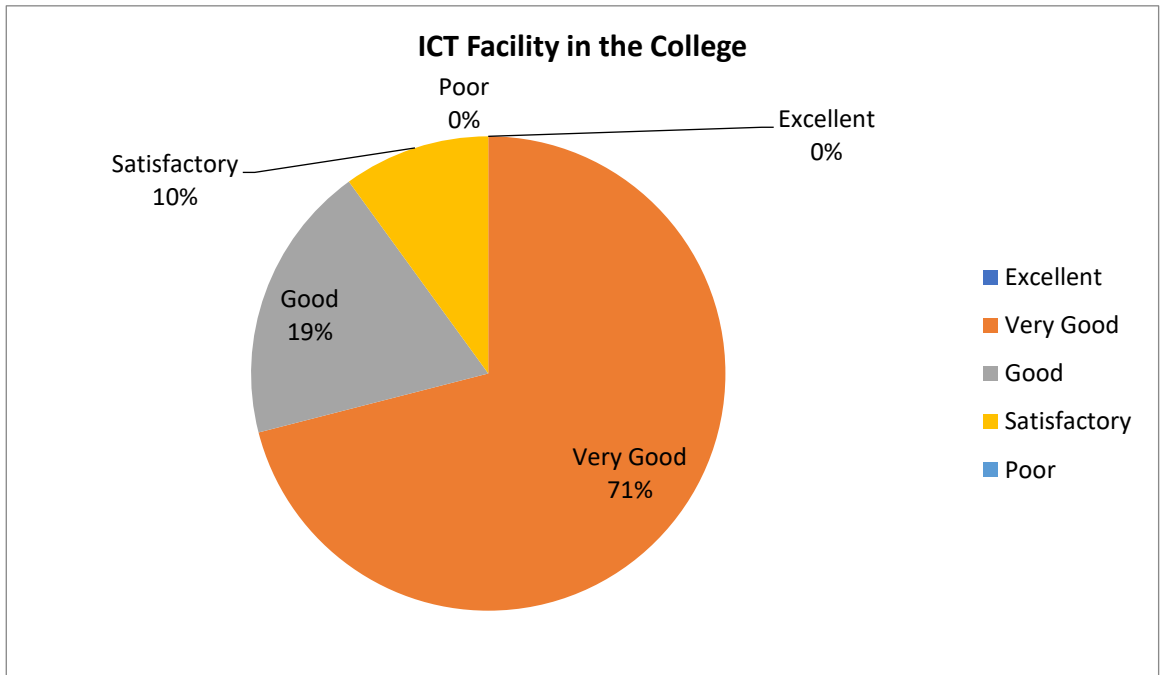


Figure 3.5

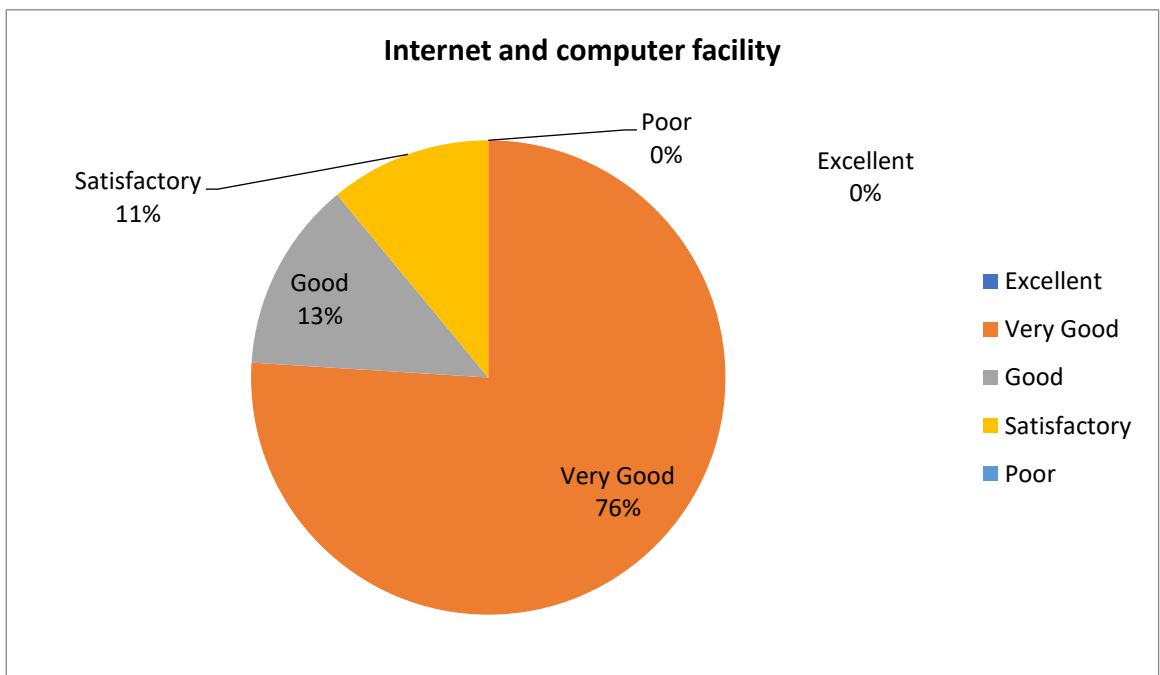


Figure 3.6

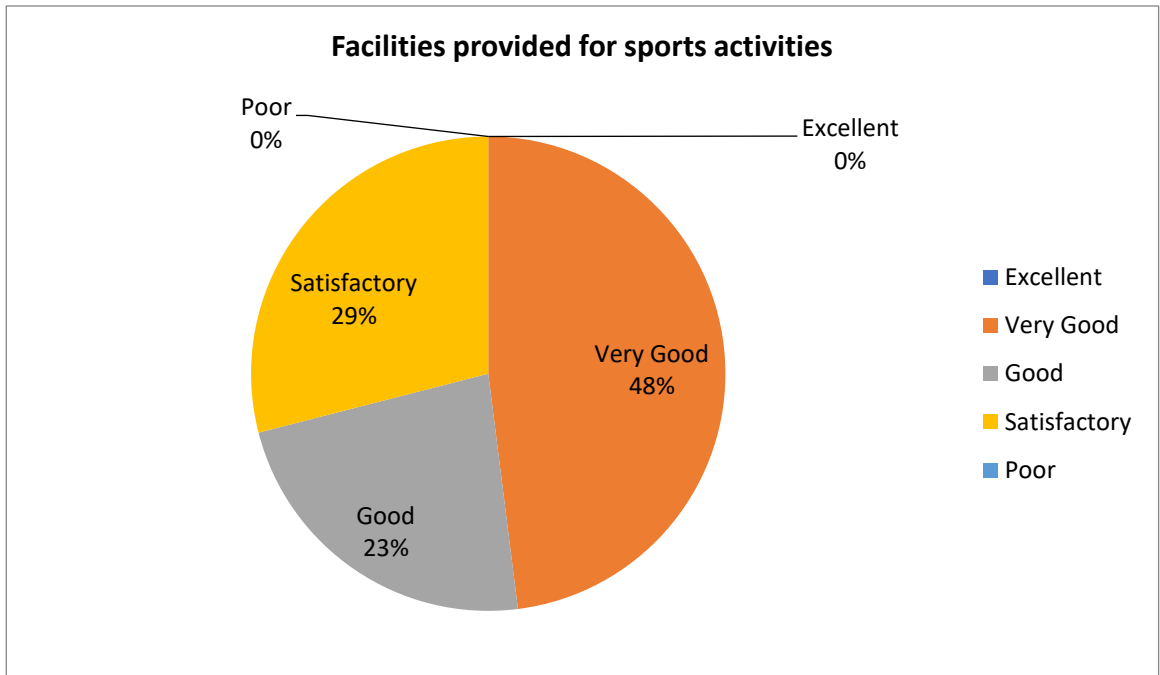
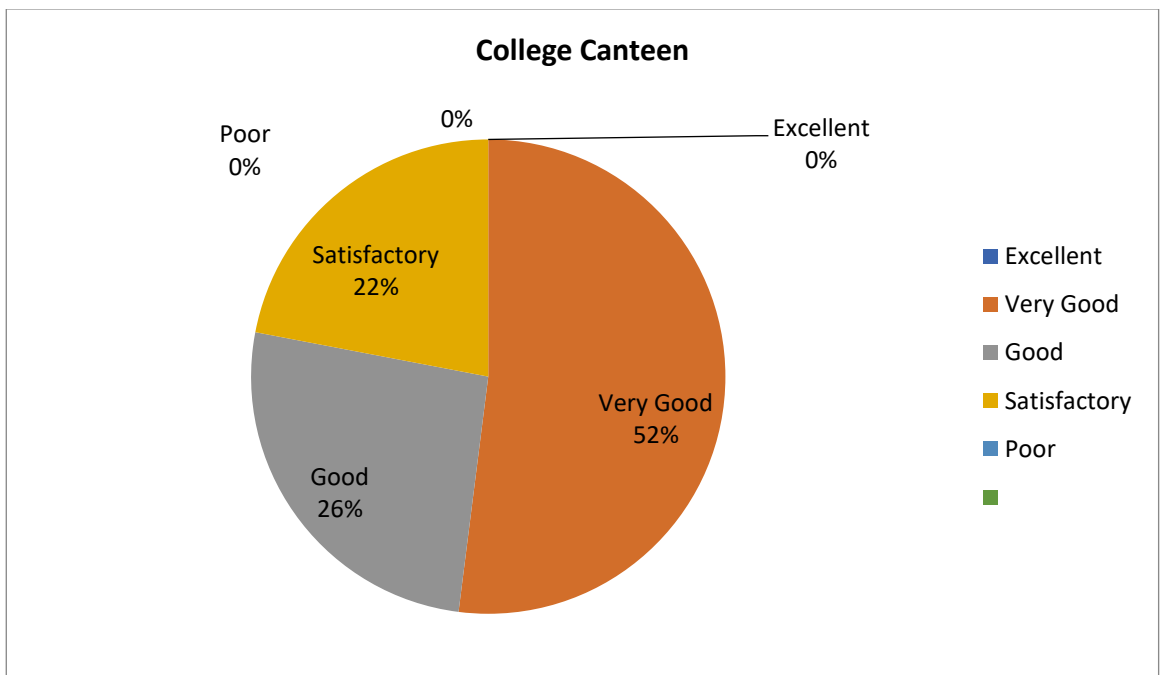


Figure 3.7



CONCLUSION

Summarizing, it is to be analysed that, tutor's general response on Curriculum design & development, teaching learning and evaluation proves to have a very good response. At the same time , college need to give more emphasis in the perfection of norms in relation to infrastructure namely ICT facility, Internet and computer facility, amenities for sports activities and for college canteen facilities, while criteria of classroom and furniture availability, teachers room and rest room facilities, labs displays the response of very high satisfaction from the teaching aptitudes.